

Price list: Photovoltaic • Issue 01 • May 2010

Valid in UK from 01.05.2010.


The prices listed in this price list do not include VAT.
Subject to change without notice.
This price list supersedes all previous price lists.

Printed in Germany • Copyright by Schüco International KG

Solar products

Contents

Photovoltaic modules Premium / crystalline	3
Photovoltaic modules Standard / crystalline	7
Photovoltaic modules Thin-film	13
Photovoltaics System technology	19
Schüco MSE 500 mounting systems	47
Schüco MSE 210 mounting systems	61
Schüco MSE 100 mounting systems	95
Equipment / Exhibits	105
Conditions of Sale and Delivery	109
Index	113



Solar products

Photovoltaics Modules Premium




Photovoltaic modules Crystalline modules
Premium line

4


Premium
PV modules



SCHÜCO

Article group	Description	Article information	Art. No.	DG	Price [£] PU
PV modules Premium line					
	Schüco MPE 340 MP 05-1	Schüco 340 Wp monocrystalline Premium Frame: Aluminium Dimensions (L x W x H): 2156 x 1256 x 93 mm Weight: 49 kg Coverage: 144 Cells (9 x 16) Supplied with two connector cables (1.6 m) with T4 plug system. Suitable for the Schüco MSE 500 mounting system. Parameters: PMPP: 340 Wp +5/-0 % UMPP: 69.82 V IMPP: 4.87 A Uoc: 87.7 V ISC: 5.22 A USYS: 1000 V Colour: Silver anodised, similar to RAL 7035 (light grey)	271 691	00	On request 1
	Schüco MPE 340 MP 05-1	Schüco 340 Wp monocrystalline Premium Colour: Bronze anodised, similar to RAL 8019 (grey-brown)	271 692	00	On request 1
	Schüco MPE 345 MP 05-1	Schüco 345 Wp monocrystalline Premium Frame: Aluminium Dimensions (L x W x H): 2156 x 1256 x 93 mm Weight: 49 kg Coverage: 144 Cells (9 x 16) Supplied with two connector cables (1.6 m) with T4 plug system. Suitable for the Schüco MSE 500 mounting system. Parameters: PMPP: 345 Wp +5/-0 % UMPP: 70.28 V IMPP: 4.91 A Uoc: 88.14 V ISC: 5.26 A USYS: 1000 V Colour: Silver anodised, similar to RAL 7035 (light grey)	271 678	00	On request 1
	Schüco MPE 345 MP 05-1	Schüco 345 Wp monocrystalline Premium Colour: Bronze anodised, similar to RAL 8019 (grey-brown)	271 684	00	On request 1
	Schüco MPE 350 MP 05-1	Schüco 350 Wp monocrystalline Premium Frame: Aluminium Dimensions (L x W x H): 2156 x 1256 x 93 mm Weight: 49 kg Coverage: 144 Cells (9 x 16) Supplied with two connector cables (1.6 m) with T4 plug system. Suitable for the Schüco MSE 500 mounting system. Parameters: PMPP: 350 Wp +5/-0 % UMPP: 70.72 V IMPP: 4.95 A Uoc: 88.58 V ISC: 5.3 A USYS: 1000 V Colour: Silver anodised, similar to RAL 7035 (light grey)	271 679	00	On request 1
	Schüco MPE 350 MP 05-1	Schüco 350 Wp monokristallin Premium Colour: Bronze anodised, similar to RAL 8019 (grey-brown)	271 685	00	On request 1

Article group	Description	Article information	Art. No.	DG	Price [£] PU
PV modules Premium line					
	Schüco MPE 355 MP 05-1	Schüco 355 Wp monocrystalline Premium Frame: Aluminium Dimensions (L x W x H): 2156 x 1256 x 93 mm Weight: 49 kg Coverage: 144 Cells (9 x 16) Supplied with two connector cables (1.6 m) with T4 plug system. Suitable for the Schüco MSE 500 mounting system. Parameters: PMPP: 355 Wp +5/-0 % UMPP: 71.16 V IMPP: 4.99 A Uoc: 89.02 V ISC: 5.34 A USYS: 1000 V Colour: Silver anodised, similar to RAL 7035 (light grey)	271 680	00	On request 1
	Schüco MPE 355 MP 05-1	Schüco 355 Wp monocrystalline Premium Colour: Bronze anodised, similar to RAL 8019 (grey-brown)	271 686	00	On request 1
	Schüco MPE 360 MP 05-1	Schüco 360 Wp monocrystalline Premium Frame: Aluminium Dimensions (L x W x H): 2156 x 1256 x 93 mm Weight: 49 kg Coverage: 144 Cells (9 x 16) Supplied with two connector cables (1.6 m) with T4 plug system. Suitable for the Schüco MSE 500 mounting system. Parameters: PMPP: 360 Wp +5/-0 % UMPP: 71.58 V IMPP: 5.03 A Uoc: 89.46 V ISC: 5.38 A USYS: 1000 V Colour: Silver anodised, similar to RAL 7035 (light grey)	271 681	00	On request 1
	Schüco MPE 360 MP 05-1	Schüco 360 Wp monocrystalline Premium Colour: Bronze anodised, similar to RAL 8019 (grey-brown)	271 687	00	On request 1
	Schüco MPE 365 MP 05-1	Schüco 365 Wp monocrystalline Premium Frame: Aluminium Dimensions (L x W x H): 2156 x 1256 x 93 mm Weight: 49 kg Coverage: 144 Cells (9 x 16) Supplied with two connector cables (1.6 m) with T4 plug system. Suitable for the Schüco MSE 500 mounting system. Parameters: PMPP: 365 Wp +5/-0 % UMPP: 71.98 V IMPP: 5.07 A Uoc: 89.9 V ISC: 5.42 A USYS: 1000 V Colour: Silver anodised, similar to RAL 7035 (light grey)	271 682	00	On request 1
	Schüco MPE 365 MP 05-1	Schüco 365 Wp monocrystalline Premium Colour: Bronze anodised, similar to RAL 8019 (grey-brown)	271 688	00	On request 1

Article group	Description	Article information	Art. No.	DG	Price [£] PU
PV modules Premium line					
	Schüco MPE 370 MP 05-1	Schüco 370 Wp monocrystalline Premium Frame: Aluminium Dimensions (L x W x H): 2156 x 1256 x 93 mm Weight: 49 kg Coverage: 144 Cells (9 x 16) Supplied with two connector cables (1.6 m) with T4 plug system. Suitable for the Schüco MSE 500 mounting system. Parameters: PMPP: 370 Wp +5/-0 % UMPP: 72.41 V IMPP: 5.11 A Uoc: 90.34 V ISC: 5.44 A USYS: 1000 V Colour: Silver anodised, similar to RAL 7035 (light grey)	271 683	00	On request 1
	Schüco MPE 370 MP 05-1	Schüco 370 Wp monocrystalline Premium Colour: Bronze anodised, similar to RAL 8019 (grey-brown)	271 689	00	On request 1

Solar products





Photovoltaics Modules Standard





Photovoltaic modules Crystalline modules
Standard line





8





Standard
PV modules







Article group	Description	Article information	Art. No.	DG	Price [£] PU
PV modules Standard					
	Schüco MPE 175 MS 05-1	Schüco 175 Wpmonocrystalline Standard Frame: Aluminium, Silver anodised, similar to RAL 7035 (light grey) Dimensions (L x W x H): 1581 x 809 x 42 mm Weight: 15 kg Coverage: 72 cells (6 x 12) Retaining clip: 43 Supplied with two connector cables (1.0 m) with T4 plug system Parameters: PMPP: 175 Wp +5/-0 % UMPP: 35.2 V IMPP: 4.98 A Uoc: 44 V ISC: 5.48 A USYS: 1000 V	271 312	00	1,501.32 2
	Schüco MPE 180 MS 05-1	Schüco 180 Wpmonocrystalline Standard Frame: Aluminium, Silver anodised, similar to RAL 7035 (light grey) Dimensions (L x W x H): 1581 x 809 x 42 mm Weight: 15 kg Coverage: 72 cells (6 x 12) Retaining clip: 43 Supplied with two connector cables (1.0 m) with T4 plug system Parameters: PMPP: 180 Wp +5/-0 % UMPP: 35.4 V IMPP: 5.11 A Uoc: 44.3 V ISC: 5.59 A USYS: 1000 V	271 313	00	1,544.21 2
	Schüco MPE 185 MS 05-1	Schüco 185 Wpmonocrystalline Standard Frame: Aluminium, Silver anodised, similar to RAL 7035 (light grey) Dimensions (L x W x H): 1581 x 809 x 42 mm Weight: 15 kg Coverage: 72 cells (6 x 12) Retaining clip: 43 Supplied with two connector cables (1.0 m) with T4 plug system Parameters: PMPP: 185 Wp +5/-0 % UMPP: 35.6 V IMPP: 5.21 A Uoc: 44.6 V ISC: 5.68 A USYS: 1000 V	271 314	00	1,587.10 2
	Schüco MPE 190 MS 05-1	Schüco 190 Wpmonocrystalline Standard Frame: Aluminium, Silver anodised, similar to RAL 7035 (light grey) Dimensions (L x W x H): 1581 x 809 x 42 mm Weight: 15 kg Coverage: 72 cells (6 x 12) Retaining clip: 43 Supplied with two connector cables (1.0 m) with T4 plug system Parameters: PMPP: 190 Wp +5/-0 % UMPP: 35.8 V IMPP: 5.33 A Uoc: 44.8 V ISC: 5.78 A USYS: 1000 V	271 362	00	1,630.00 2

Article group	Description	Article information	Art. No.	DG	Price [£] PU
PV modules Standard					
	Schüco MPE 170 MS 06-1	Schüco 170 Wp monocrystalline standard Frame: Aluminium, Silver anodised, similar to RAL 7035 (light grey) Dimensions (L x W x H): 1581 x 809 x 42 mm Weight: 15 kg Coverage: 72 cells (6x12) Retaining clip: 43 Supplied with two connector cables (1.0 m) with T4 plug system Parameters: PMPP: 170 Wp +5/-0 % UMPP: 34.7 V IMPP: 4.9 A Uoc: 43.59 V ISC: 5.2 A USYS: 1000 V	257 845	00	1,458.42 ²
	Schüco MPE 175 MS 06-1	Schüco 175 Wp monocrystalline standard Frame: Aluminium, Silver anodised, similar to RAL 7035 (light grey) Dimensions (L x W x H): 1581 x 809 x 42 mm Weight: 15 kg Coverage: 72 cells (6x12) Retaining clip: 43 Supplied with two connector cables (1.0 m) with T4 plug system Parameters: PMPP: 175 Wp +5/-0 % UMPP: 35 V IMPP: 5 A Uoc: 44.4 V ISC: 5.3 A USYS: 1000 V	257 846	00	1,501.32 ²
	Schüco MPE 180 MS 06-1	Schüco 180 Wp monocrystalline standard Frame: Aluminium, Silver anodised, similar to RAL 7035 (light grey) Dimensions (L x W x H): 1581 x 809 x 42 mm Weight: 15 kg Coverage: 72 cells (6x12) Retaining clip: 43 Supplied with two connector cables (1.0 m) with T4 plug system Parameters: PMPP: 180 Wp +5/-0 % UMPP: 35.3 V IMPP: 5.1 A Uoc: 44.8 V ISC: 5.45 A USYS: 1000 V	257 847	00	1,544.21 ²
	Schüco MPE 185 MS 06-1	Schüco 185 Wp monocrystalline standard Frame: Aluminium, Silver anodised, similar to RAL 7035 (light grey) Dimensions (L x W x H): 1581 x 809 x 42 mm Weight: 15 kg Coverage: 72 cells (6x12) Retaining clip: 43 Supplied with two connector cables (1.0 m) with T4 plug system Parameters: PMPP: 185 Wp +5/-0 % UMPP: 36 V IMPP: 5.15 A Uoc: 45.2 V ISC: 5.5 A USYS: 1000 V	257 848	00	1,587.10 ²

Article group	Description	Article information	Art. No.	DG	Price [€] PU
PV modules Standard					
	Schüco MPE 230 MS 04-3	Schüco 230 Wp monocrystalline Blackline Frame: Aluminium, Black anodised, similar to RAL 9005 (jet black) Rear foil: Anthracite Dimensions (L x W x H): 1639 x 983 x 42 mm Weight: 18 kg Coverage: 60 cells (6 x 10) Retaining clip: 52, black anodised Supplied with two connector cables (1.0 m) with T4 plug system Parameters: PMPP: 230 Wp +5/-0 % UMPP: 29.8 V IMPP: 7.71 A Uoc: 36.8 V ISC: 8.34 A USYS: 1000 V	271 284	00	1,973.16 2
	Schüco MPE 235 MS 04-3	Schüco 235 Wp monocrystalline Blackline Frame: Aluminium, Black anodised, similar to RAL 9005 (jet black) Rear foil: Anthracite Dimensions (L x W x H): 1639 x 983 x 42 mm Weight: 18 kg Coverage: 60 cells (6 x 10) Retaining clip: 52, black anodised Supplied with two connector cables (1.0 m) with T4 plug system Parameters: PMPP: 235 Wp +5/-0 % UMPP: 30.1 V IMPP: 7.82 A Uoc: 36.9 V ISC: 8.47 A USYS: 1000 V	271 285	00	2,016.05 2
	Schüco MPE 240 MS 04-3	Schüco 240 Wp monocrystalline Blackline Frame: Aluminium, Black anodised, similar to RAL 9005 (jet black) Rear foil: Anthracite Dimensions (L x W x H): 1639 x 983 x 42 mm Weight: 18 kg Coverage: 60 cells (6 x 10) Retaining clip: 52, black anodised Supplied with two connector cables (1.0 m) with T4 plug system Parameters: PMPP: 240 Wp +5/-0 % UMPP: 30.4 V IMPP: 7.91 A Uoc: 37 V ISC: 8.61 A USYS: 1000 V	271 286	00	2,058.95 2
	Schüco MPE 220 PS 04-2	Schüco 220 Wp polycrystalline Standard Frame: Aluminium, Silver anodised, similar to RAL 7035 (light grey) Dimensions (L x W x H): 1639 x 983 x 42 mm Weight: 18 kg Coverage: 60 cells (6 x 10) Retaining clip: 43 Supplied with two connector cables (1.0 m) with T4 plug system Parameters: PMPP: 220 Wp +5/-0 % UMPP: 29.3 V IMPP: 7.52 A Uoc: 36.6 V ISC: 8.09 A USYS: 1000 V	271 280	00	1,730.09 2

Article group	Description	Article information	Art. No.	DG	Price [£] PU
PV modules Standard					
	Schüco MPE 225 PS 04-2	Schüco 225 Wp polycrystalline Standard Frame: Aluminium, Silver anodised, similar to RAL 7035 (light grey) Dimensions (L x W x H): 1639 x 983 x 42 mm Weight: 18 kg Coverage: 60 cells (6 x 10) Retaining clip: 43 Supplied with two connector cables (1.0 m) with T4 plug system Parameters: PMPP: 225 Wp +5/-0 % UMPP: 29.5 V IMPP: 7.63 A Uoc: 36.7 V ISC: 8.19 A USYS: 1000 V	271 281	00	1,769.41 ²
	Schüco MPE 230 PS 04-2	Schüco 230 Wp polycrystalline Standard Frame: Aluminium, Silver anodised, similar to RAL 7035 (light grey) Dimensions (L x W x H): 1639 x 983 x 42 mm Weight: 18 kg Coverage: 60 cells (6 x 10) Retaining clip: 43 Supplied with two connector cables (1.0 m) with T4 plug system Parameters: PMPP: 230 Wp +5/-0 % UMPP: 29.8 V IMPP: 7.71 A Uoc: 36.8 V ISC: 8.34 A USYS: 1000 V	271 282	00	1,808.73 ²
	Schüco MPE 235 PS 04-2	Schüco 235 Wp polycrystalline Standard Frame: Aluminium, Silver anodised, similar to RAL 7035 (light grey) Dimensions (L x W x H): 1639 x 983 x 42 mm Weight: 18 kg Coverage: 60 cells (6 x 10) Retaining clip: 43 Supplied with two connector cables (1.0 m) with T4 plug system Parameters: PMPP: 235 Wp +5/-0 % UMPP: 30.1 V IMPP: 7.82 A Uoc: 36.9 V ISC: 8.47 A USYS: 1000 V	271 283	00	1,848.05 ²
	Schüco MPE 240 PS 04-2	Schüco 240 Wp polycrystalline Standard Frame: Aluminium, Silver anodised, similar to RAL 7035 (light grey) Dimensions (L x W x H): 1639 x 983 x 42 mm Weight: 18 kg Coverage: 60 cells (6 x 10) Retaining clip: 43 Supplied with two connector cables (1.0 m) with T4 plug system Parameters: PMPP: 240 Wp +5/-0 % UMPP: 30.4 V IMPP: 7.91 A Uoc: 37 V ISC: 8.61 A USYS: 1000 V	271 308	00	1,887.37 ²

Article group	Description	Article information	Art. No.	DG	Price [£] PU
PV modules Standard					
	Schüco MPE 200 PS 05-1	Schüco 200 Wp polycrystalline Standard Frame: Aluminium, Silver anodised, similar to RAL 7035 (light grey) Dimensions (L x W x H): 1495 x 1001 x 42 mm Weight: 18 kg Coverage: 54 Cells (6 x 9) Retaining clip: 43 Supplied with two connector cables (1.0 m) with T4 plug system Parameters: PMPP: 200 Wp +5/-0 % UMPP: 26.8 V IMPP: 7.43 A Uoc: 32.7 V ISC: 8.22 A USYS: 1000 V	259 997	00	1,572.81 2
	Schüco MPE 205 PS 05-1	Schüco 205 Wp polycrystalline Standard Frame: Aluminium, Silver anodised, similar to RAL 7035 (light grey) Dimensions (L x W x H): 1495 x 1001 x 42 mm Weight: 18 kg Coverage: 54 Cells (6 x 9) Retaining clip: 43 Supplied with two connector cables (1.0 m) with T4 plug system Parameters: PMPP: 205 Wp +5/-0 % UMPP: 26.9 V IMPP: 7.59 A Uoc: 32.8 V ISC: 8.4 A USYS: 1000 V	259 998	00	On request 2
	Schüco MPE 210 PS 05-1	Schüco 210 Wp polycrystalline Standard Frame: Aluminium, Silver anodised, similar to RAL 7035 (light grey) Dimensions (L x W x H): 1495 x 1001 x 42 mm Weight: 18 kg Coverage: 54 Cells (6 x 9) Retaining clip: 43 Supplied with two connector cables (1.0 m) with T4 plug system Parameters: PMPP: 210 Wp +5/-0 % UMPP: 27 V IMPP: 7.75 A Uoc: 32.9 V ISC: 8.52 A USYS: 1000 V	259 647	00	1,651.45 2
	Schüco MPE 215 PS 05-1	Schüco 215 Wp polykristallin Standard Frame: Aluminium, Silver anodised, similar to RAL 7035 (light grey) Dimensions (L x W x H): 1495 x 1001 x 42 mm Weight: 18 kg Coverage: 54 Cells (6 x 9) Retaining clip: 43 Supplied with two connector cables (1.0 m) with T4 plug system Parameters: PMPP: 215 Wp +5/-0 % UMPP: 27.1 V IMPP: 7.91 A Uoc: 33 V ISC: 8.65 A USYS: 1000 V	259 996	00	1,690.77 2

Solar products




Photovoltaics Modules Thin-film




Photovoltaic modules Thin-film




14




Thin-film
PV modules





Article group	Description	Article information	Art. No.	DG	Price [£] PU
PV modules Thin-film					
	Schüco MPE 80 AL 01-1	Schüco 80 Wp a-Si thin-film module Frameless module Dimensions without rear struts (L x W x H): 1300 x 1100 x 7.3 mm Dimensions with rear struts (L x W x H): 1300 x 1100 x 41,7 mm Weight: 27 kg Coverage: 6 x 106 a-Si cells Connecting box with MC-T4 plug system Parameters: PMPP: 80 Wp +5/-0 % UMPP: 68.5 V IMPP: 1.17 A Uoc: 90.7 V ISC: 1.49 A USYS: 1000 V	258 096	00	228.77 1
	Schüco MPE 85 AL 01-1	Schüco 85 Wp a-Si laminate Frameless module Dimensions without rear struts (L x W x H): 1300 x 1100 x 7.3 mm Dimensions with rear struts (L x W x H): 1300 x 1100 x 41,7 mm Weight: 27 kg Coverage: 6 x 106 a-Si cells Connecting box with MC-T4 plug system Parameters: PMPP: 85 Wp +5/-0 % UMPP: 72.1 V IMPP: 1.18 A Uoc: 93.1 V ISC: 1.49 A USYS: 1000 V	258 097	00	243.07 1
	Schüco MPE 90 AL 01-1	Schüco 90 Wp a-Si laminate Frameless module Dimensions without rear struts (L x W x H): 1300 x 1100 x 7.3 mm Dimensions with rear struts (L x W x H): 1300 x 1100 x 41,7 mm Weight: 27 kg Coverage: 6 x 106 a-Si cells Connecting box with MC-T4 plug system Parameters: PMPP: 90 Wp +5/-0 % UMPP: 75.8 V IMPP: 1.19 A Uoc: 95.4 V ISC: 1.48 A USYS: 1000 V	258 098	00	257.37 1

Article group	Description	Article information	Art. No.	DG	Price [£] PU
PV modules Thin-film					
	Schüco MPE 95 AL 01-1	Schüco 95 Wp a-Si laminate Frameless module Dimensions without rear struts (L x W x H): 1300 x 1100 x 7.3 mm Dimensions with rear struts (L x W x H): 1300 x 1100 x 41,7 mm Weight: 27 kg Coverage: 6 x 106 a-Si cells Connecting box with MC-T4 plug system Parameters: PMPP: 95 Wp +5/-0 % UMPP: 79.4 V IMPP: 1.2 A Uoc: 97.7 V ISC: 1.47 A USYS: 1000 V	258 099	00	271.67 1
	Schüco MPE 100 AL 01-1	Schüco 100 Wp a-Si laminate Frameless module Dimensions without rear struts (L x W x H): 1300 x 1100 x 7.3 mm Dimensions with rear struts (L x W x H): 1300 x 1100 x 41,7 mm Weight: 27 kg Coverage: 6 x 106 a-Si cells Connecting box with MC-T4 plug system Parameters: PMPP: 100 Wp +5/-0 % UMPP: 83 V IMPP: 1.21 A Uoc: 100 V ISC: 1.49 A USYS: 1000 V	258 100	00	285.96 1
	Schüco MPE 340 AL 01-1	Schüco 340 Wp a-Si thin-film module Frameless module (a-Si) Dimensions without rear struts (L x W x H): 2600 x 2200 x 7.3 mm Dimensions with rear struts (L x W x H): 2600 x 2200 x 41,7 mm Weight: 107 kg Coverage: 12 x 216 a-Si cells Connecting box with MC-T4 plug system Parameters: PMPP: 340 Wp +5/-0 % UMPP: 142.5 V IMPP: 2.39 A Uoc: 188.4 V ISC: 3.02 A USYS: 1000 V	258 113	00	972.28 1

Article group	Description	Article information	Art. No.	DG	Price [£] PU
PV modules Thin-film					
	Schüco MPE 350 AL 01-1	Schüco 350 Wp a-Si thin-film module Frameless module (a-Si) Dimensions without rear struts (L x W x H): 2600 x 2200 x 7.3 mm Dimensions with rear struts (L x W x H): 2600 x 2200 x 41,7 mm Weight: 107 kg Coverage: 12 x 216 a-Si cells Connecting box with MC-T4 plug system Parameters: PMPP: 350 Wp +5/-0 % UMPP: 145.8 V IMPP: 2.4 A Uoc: 189.8 V ISC: 3.02 A USYS: 1000 V	258 114	00	1,000.88 1
	Schüco MPE 360 AL 01-1	Schüco 360 Wp a-Si thin-film module Frameless module (a-Si) Dimensions without rear struts (L x W x H): 2600 x 2200 x 7.3 mm Dimensions with rear struts (L x W x H): 2600 x 2200 x 41,7 mm Weight: 107 kg Coverage: 12 x 216 a-Si cells Connecting box with MC-T4 plug system Parameters: PMPP: 360 Wp +5/-0 % UMPP: 149.1 V IMPP: 2.41 A Uoc: 191.1 V ISC: 3.02 A USYS: 1000 V	258 115	00	1,108.69 1
	Schüco MPE 370 AL 01-1	Schüco 370 Wp a-Si thin-film module Frameless module (a-Si) Dimensions without rear struts (L x W x H): 2600 x 2200 x 7.3 mm Dimensions with rear struts (L x W x H): 2600 x 2200 x 41,7 mm Weight: 107 kg Coverage: 12 x 216 a-Si cells Connecting box with MC-T4 plug system Parameters: PMPP: 370 Wp +5/-0 % UMPP: 152.5 V IMPP: 2.43 A Uoc: 192.5 V ISC: 3.02 A USYS: 1000 V	258 116	00	1,058.07 1

Article group	Description	Article information	Art. No.	DG	Price [£] PU
PV modules Thin-film					
	Schüco MPE 380 AL 01-1	Schüco 380 Wp a-Si thin-film module Frameless module (a-Si) Dimensions without rear struts (L x W x H): 2600 x 2200 x 7.3 mm Dimensions with rear struts (L x W x H): 2600 x 2200 x 41,7 mm Weight: 107 kg Coverage: 12 x 216 a-Si cells Connecting box with MC-T4 plug system Parameters: PMPP: 380 Wp +5/-0 % UMPP: 155.8 V IMPP: 2.44 A Uoc: 193.8 V ISC: 3.02 A USYS: 1000 V	258 117	00	1,086.67 1
	Schüco SPV 70 TF	Schüco 70 WP CIS module Frame: Aluminium Black anodised, similar to RAL 9005 (jet black) Dimensions (L x W x H): 1235 x 641 x 35 mm Weight: 12,5 kg Coverage: 109 CIS cells Supplied with two connector cables (1.0 m) with T3 plug system Parameters: PMPP: 70 Wp +5 -0 % UMPP: 37.6 V IMPP: 1.85 A Uoc: 54 V ISC: 2.2 A USYS: 1000 V	256 018	00	564.78 2
	Schüco SPV 75 TF	Schüco 75 Wp CIS module Frame: Aluminium Black anodised, similar to RAL 9005 (jet black) Dimensions (L x W x H): 1235 x 641 x 35 mm Weight: 12,5 kg Coverage: 109 CIS cells Supplied with two connector cables (1.0 m) with T3 plug system Parameters: PMPP: 75 Wp +5 -0 % UMPP: 40.5 V IMPP: 1.85 A Uoc: 55.5 V ISC: 2.2 A USYS: 1000 V	256 019	00	607.68 2

Article group	Description	Article information	Art. No.	DG	Price [€] PU
PV modules Thin-film					
	Schüco SPV 80 TF	Schüco 80 Wp CIS module Frame: Aluminium Black anodised, similar to RAL 9005 (jet black) Dimensions (L x W x H): 1235 x 641 x 35 mm Weight: 12,5 kg Coverage: 109 CIS cells Supplied with two connector cables (1.0 m) with T3 plug system Parameters: PMPP: 80 Wp +5 -0 % 41 V UMPP: 1.95 A Uoc: 56.5 V ISC: 2.26 A USYS: 1000 V	256 020	00	650.57 2
	Schüco SPV 85 TF	Schüco 85 Wp CIS module Frame: Aluminium Black anodised, similar to RAL 9005 (jet black) Dimensions (L x W x H): 1235 x 641 x 35 mm Weight: 12,5 kg Coverage: 109 CIS cells Supplied with two connector cables (1.0 m) with T3 plug system Parameters: PMPP: 85 Wp +5 -0 % 42.5 V UMPP: 2 A Uoc: 57.5 V ISC: 2.3 A USYS: 1000 V	259 920	00	689.18 2

Solar products

Photovoltaics System technology



Inverter	Schüco SGI / IPE Accessories	20
-----------------	---------------------------------	-----------




Inverter	SMA SB / SMC / STP Accessories	24
-----------------	-----------------------------------	-----------




Installation	Solar cables Prepared solar cables Plug-in connector DC isolator switch Generator junction boxes Communication cables	31
---------------------	--	-----------





Photovoltaics
System technology





Article group	Description	Article information	Art. No.	DG	Price [€] PU
Inverters Schüco SGI / IPE					
	SGI 1500 T plus-02	Schüco inverter with transformer Device for Europe UDC, max.: 600 V UMPP: 125 - 510 V IDC, max.: 14,3 A No. of strings: 3 Connections: DC side: T4 plug system AC side: AC plug PAC, nominal: 1650 W Efficiency: Max.: 95.9 % Euro.: 95.3 % Interfaces: 2xRS485 Size (W x H x D): 364 x 536 x 215 mm Weight: 16 kg Protection rating: IP65	271 264	07	779.25 1
	SGI 2500 T plus-02	Schüco inverter with transformer Device for Europe UDC, max.: 600 V UMPP: 200 - 510 V IDC, max.: 13,5 A No. of strings: 3 Connections: DC side: T4 plug system AC side: AC plug PAC, nominal: 2500 W Efficiency: Max.: 96 % Euro.: 95.4 % Interfaces: 2xRS485 Size (W x H x D): 364 x 596 x 215 mm Weight: 19 kg Protection rating: IP65	271 265	07	1,108.11 1
	SGI 3500 T plus-02	Schüco inverter with transformer Device for Europe UDC, max.: 600 V UMPP: 200 - 510 V IDC, max.: 18,5 A No. of strings: 3 Connections: DC side: T4 plug system AC side: AC plug PAC, nominal: 3500 W Efficiency: Max.: 95.9 % Euro.: 95.1 % Interfaces: 2xRS485 Size (W x H x D): 364 x 646 x 238 mm Weight: 27,5 kg Protection rating: IP65	271 266	07	1,186.75 1




Article group	Description	Article information	Art. No.	DG	Price [£] PU
Inverters Schüco SGI / IPE					
	SGI 4000 T plus-02	Schüco inverter with transformer Device for Europe UDC, max.: 600 V UMPP: 200 - 510 V IDC, max.: 22,4 A No. of strings: 3 Connections: DC side: T4 plug system AC side: AC plug PAC, nominal: 4200 W Efficiency: Max.: 95.9 % Euro.: 95.3 % Interfaces: 2xRS485 Size (W x H x D): 364 x 646 x 238 mm Weight: 28,5 kg Protection rating: IP65	271 267	07	1,286.84 1
	SGI 4500 T plus-02	Schüco inverter with transformer Device for Europe UDC, max.: 600 V UMPP: 200 - 510 V IDC, max.: 26,5 A No. of strings: 3 Connections: DC side: T4 plug system AC side: AC plug PAC, nominal: 4600 W Efficiency: Max.: 95.9 % Euro.: 95.3 % Interfaces: 2xRS485 Size (W x H x D): 364 x 646 x 238 mm Weight: 28,5 kg Protection rating: IP65	271 268	07	1,479.87 1





Article group	Description	Article information	Art. No.	DG	Price [£] PU
Schüco SGI / IPE Accessories					
	Sunalyzer Web	Schüco data logger For logging data of max. 100 Schüco inverters in the SGI series or SMA inverters. Capacity: 100 inverters Stores up to: 2 years (with a 10-minute measuring period) Interfaces: Pulse Sunalyzer Sensor RS485 Large display RS585 2xWR RS485 Ethernet Memory: 1 GB Protection rating: IP21 Size (W x H x D): 191 x 150 x 33 mm Weight: 0.9 kg	257 159	07	400.35 1
	Sunalyzer Web, analogue	Schüco data logger For logging data of max. 100 Schüco inverters in the SGI series or SMA inverters. Capacity: 100 inverters Stores up to: 2 years (with a 10-minute measuring period) Interfaces: 2xWR RS485 Pulse Sunalyzer Sensor RS485 Large display RS585 Ethernet Telephone Memory: 1 GB Protection rating: IP21 Size (W x H x D): 191 x 150 x 33 mm Weight: 0.9 kg	257 160	07	471.84 1
	Sunalyzer Web GSM	Schüco data logger For logging data of max. 100 Schüco inverters in the SGI series or SMA inverters. Capacity: 100 inverters Stores up to: 2 years (with a 10-minute measuring period) Interfaces: Large display RS585 2xWR RS485 GSM antenna Sunalyzer Sensor RS485 Pulse Ethernet SIM card Memory: 1 GB Protection rating: IP21 Size (W x H x D): 191 x 150 x 33 mm Weight: 0.9 kg	257 161	07	657.72 1




Article group	Description	Article information	Art. No.	DG	Price [€] PU
Schüco SGI / IPE Accessories					
	Sunalyzer Web PR	Schüco data logger For logging data from a max. of 100 Schüco inverters in the SGI series or SMA inverters and power limitation. Capacity: 100 Inverters Stores up to: 2 Years (updating at 10 minute intervals) Interfaces: 1 x current loop input for power limitation receiver 4 x digital inputs for ripple-control 2xWR RS485 Pulse Ethernet Large display RS585 Alarm Sunalyzer Sensor RS485 Memory: 1 GB Protection rating: IP21 Size (W x H x D): 191 x 150 x 33 mm Weight: 0.9 kg	259 969	07	486.14 1
	Sunalyzer Web PR, analogue	Schüco data logger For logging data from a max. of 100 Schüco inverters in the SGI series or SMA inverters and power limitation. Capacity: 100 Inverters Stores up to: 2 Years (updating at 10 minute intervals) Interfaces: 2xWR RS485 Sunalyzer Sensor RS485 Ethernet limitation 1 x current loop input for power receiver Pulse Telephone Large display RS585 4 x digital inputs for ripple-control Alarm Memory: 1 GB Protection rating: IP21 Size (W x H x D): 191 x 150 x 33 mm Weight: 0.9 kg	259 970	07	543.33 1
	Sunalyzer Web PR GSM	Schüco data logger For logging data from a max. of 100 Schüco inverters in the SGI series or SMA inverters and power limitation. Capacity: 100 Inverters Stores up to: 2 Years (updating at 10 minute intervals) Interfaces: Pulse Sunalyzer Sensor RS485 Alarm GSM antenna receiver 4 x digital inputs for ripple-control Ethernet SIM card 2xWR RS485 Large display RS585 1 x current loop input for power limitation Memory: 1 GB Protection rating: IP21 Size (W x H x D): 191 x 150 x 33 mm Weight: 0.9 kg	259 971	07	729.21 1





Article group	Description	Article information	Art. No.	DG	Price [£] PU
Inverters SMA SB / SMC / STP					
	SB 1200 UK	Schüco SMA inverter UDC, max.: 400 V UMPP: 100 - 320 V IDC, max.: 12,6 A No. of strings: 2 parallel Connections AC side: Screw clamp terminal block, single-phase DC side: SunClix, plug supplied PAC, nominal: 1200 W Efficiency Max.: 92.1 % Euro.: 90.7 % Interfaces: RS485 optional, Bluetooth Size (W x H x D): 434 x 295 x 214 mm Weight: 23 kg Protection rating: IP65 DC isolator switch integrated	232 501	05	643.42 1
	SB 1700 UK	SMA inverter with transformer UDC, max.: 400 V UMPP: 139 - 320 V IDC, max.: 12,6 A No. of strings: 2 parallel Connections AC side: AC plug DC side: SunClix, Plug supplied PAC, nominal: 1550 W Efficiency Max.: 93.5 % Euro.: 91.8 % Size (W x H x D): 434 x 295 x 214 mm Weight: 25 kg Protection rating: IP65	232 496	05	764.24 1
	SB 2500 UK	SMA inverter with transformer UDC, max.: 600 V UMPP: 224 - 480 V IDC, max.: 12 A No. of strings: 3 parallel Connections AC side: AC plug DC side: SunClix PAC, nominal: 2300 W Efficiency Max.: 94.1 % Euro.: 93.2 % Size (W x H x D): 434 x 295 x 214 mm Weight: 30 kg Protection rating: IP65	232 497	05	1,007.31 1
	SB 3000 UK	SMA inverter with transformer UDC, max.: 600 V UMPP: 268 - 480 V IDC, max.: 12 A No. of strings: 3 parallel Connections AC side: AC plug DC side: SunClix PAC, nominal: 2750 W Efficiency Max.: 95 % Euro.: 93.6 % Size (W x H x D): 434 x 295 x 214 mm Weight: 32 kg Protection rating: IP65	232 498	05	1,093.82 1








Article group	Description	Article information	Art. No.	DG	Price [£] PU
Inverters SMA SB / SMC / STP					
	SB 3300 UK	SMA inverter with transformer UDC, max.: 500 V UMPP: 200 - 400 V IDC, max.: 20 A No. of strings: 3 parallel Connections AC side: AC plug DC side: SunClix PAC, nominal: 3300 W Efficiency Max.: 95.2 % Euro.: 94.4 % Size (W x H x D): 450 x 352 x 236 mm Weight: 41 kg Protection rating: IP65	232 499	05	1,236.80 1
	SB 3800 UK	SMA inverter with transformer UDC, max.: 500 V UMPP: 200 - 400 V IDC, max.: 20 A No. of strings: 3 parallel Connections AC side: AC plug DC side: SunClix PAC, nominal: 3800 W Efficiency Max.: 95.6 % Euro.: 94.7 % Size (W x H x D): 450 x 352 x 236 mm Weight: 41 kg Protection rating: IP65	232 500	05	1,272.54 1
SMA SB / SMC Accessories					
	SunClix Plus	SunClix socket connector DC (+) Standard and relockable solar plug-in connector, no tools required Rated voltage, UDC: 1000 V Rated current, IDC: 40 A Cross section: 2,5 - 6 mm ² Connection: Spring-loaded connection, can be relocked Protection rating: IP65	271 550	10	16.09 10
	SunClix Minus	SunClix plug connector DC (-) Standard and relockable solar plug-in connector, no tools required Rated voltage, UDC: 1000 V Rated current, IDC: 40 A Cross section: 2,5 - 6 mm ² Connection: Spring-loaded connection, can be relocked Protection rating: IP65	271 551	10	16.09 10




Article group	Description	Article information	Art. No.	DG	Price [€] PU
SMA SB / SMC Accessories					
	SMA GV 10 0 - 4 kW	10 year guarantee extension For SMA inverters with less than 4 kW output	249 162	05	214.47 1
	SMA GV 10 4 - 9 kW	10 year guarantee extension For SMA inverters with 4 to 9 kW output	249 164	05	321.71 1
	SMA GV 15 0 - < 4 kW	15 year guarantee extension For SMA inverters with less than 4 kW output	257 675	05	428.95 1
	SMA GV 15 4 - < 9 kW	15 year guarantee extension For SMA inverters with 4 to 9 kW output	257 676	05	643.42 1
	SMA GV 15 9 - < 12 kW	15 year guarantee extension For SMA inverters with 9 to 12 kW output	257 677	05	1
	SMA GV 20 0 - < 4 kW	20 year guarantee extension For SMA inverters with less than 4 kW output	257 678	05	643.42 1
	SMA GV 20 4 - < 9 kW	20 year guarantee extension For SMA inverters with 4 to 9 kW output	257 679	05	965.13 1
	SMA GV 20 9 - < 12 kW	20 year guarantee extension For SMA inverters with 9 to 12 kW output	257 680	05	1



Article group	Description	Article information	Art. No.	DG	Price [£] PU
SMA SB / SMC Accessories					
	Sunny WebBox	SMA data logger System monitoring, remote diagnosis, data storage and graphic display of all the SMA inverters via a web portal Capacity: 50 SMA inverters Inputs: RS485 interface Outputs: Ethernet Memory: Internal memory (SD-card optional) Use: Wall-mounted, table top device Protection rating: IP20 Size (W x H x D): 225 x 130 x 57 mm Weight, approx.: 0.75 kg	249 414	05	400.35 1
	Sunny WebBox analogue	SMA data logger To evaluate data using a web portal System monitoring, remote diagnosis, data storage and graphic display of all the SMA inverters via a web portal Capacity: 50 SMA inverters Inputs: RS485 interface Outputs: Ethernet Memory: Internal: 8 MB circular buffer External: 512 MB SD memory card Modem: Analogue modem Use: Wall-mounted, table top device Protection rating: IP20 Size (W x H x D): 225 x 130 x 57 mm Weight, approx.: 0.75 kg	256 480	05	496.15 1
	Sunny WebBox GSM	SMA data logger To evaluate data using a web portal. System monitoring, remote diagnosis, data storage and graphic display of all the SMA inverters via a web portal Capacity: 50 SMA inverters Inputs: RS485 interface Outputs: Ethernet Memory: Internal: 8 MB circular buffer External: 512 MB SD memory card Modem: GSM modem Use: Wall-mounted, table top device Protection rating: IP 20 Size (W x H x D): 225 x 130 x 57 mm Weight, approx.: 0.75 kg	256 481	05	707.76 1
	Bluetooth Repeater	Radio extension To extend range of bluetooth data connection between data logger and inverters. Capacity: 100 inverters Interfaces: Bluetooth radio connection class 1 Range: 100 m Use: Wall-mounted, table top device Protection rating: IP20 Size (W x H x D): 225 x 130 x 57 mm Weight: 0.75 kg	257 839	05	142.27 1




Article group	Description	Article information	Art. No.	DG	Price [£] PU
SMA SB / SMC Accessories					
	Sunny Boy Control	SMA data logger For detailed and secure monitoring and evaluation of small and large PV installations with up to 50 Sunny Boy inverters. Capacity: 50 SMA inverters Stores up to: 1 year Interfaces: RS485 (inverter) RS232 (PC/modem/external display) Relay output Display: 4 x 16 characters, 4 buttons Protection rating: IP40 Size (W x H x D): 234 x 127 x 68 mm Weight: 1.4 kg	221 748	05	478.99 1
	Sunny SensorBox	SMA irradiation sensor Irradiation sensor with integrated temperature sensor to analyse the output of PV installations. Internal sensors: Radiation: ASI solar module, ± 8% External sensors: Ambient temperature: PT100 ± 0.5°C (optional) Wind speed: Thies Clima external wind sensor Module temperature: PT100, ± 0.5°C Interfaces: Sunny WebBox RS485 Power supply: RS485 Power Injector Protection rating: IP65 Size (W x H x D): 120 x 90 x 50 mm Weight: 0.5 kg Accessories: Mounting plate	249 415	05	278.82 1
	Sunny Beam	Wireless table-top device with data display Up to 4 SMA inverters SB, multi-string and SMC can be connected. Displays the actual output, readings throughout the day and a monthly overview. Powered by integrated solar cells and rechargeable batteries. Radio communication with the inverters via license-free ISM bands, free of charge USB interface to transfer data to a PC and to charge the batteries Brackets for wall mounting. Capacity: 4 SMA inverters Display: LCD graphical display (160 x 160 pixels) Frequency: 868 MHz Range Free-field: approx. 100m Building: Approx. 30 m Protection rating: IP 20 Size (W x H x D): 127 x 75 x 195 mm Weight, approx. 0.35 kg	249 413	05	128.68 1







Article group	Description	Article information	Art. No.	DG	Price [£] PU
SMA SB / SMC Accessories					
	Sunny Beam Bluetooth	<p>Wireless table-top device with data display</p> <p>For up to 12 SMA inverters SB, SWR, multi-string, SMC and Sunny Island. Displays the actual output, readings throughout the day and the daily values stored over the previous 31 days. Archiving of the entire system for 100 days.</p> <p>Powered by integrated solar cells and batteries charged via USB. Radio communication with the inverters and the PC via Bluetooth and USB.</p> <p>Brackets for wall mounting.</p> <p>No. of inverters: 12 Display: Large LCD screen Protection rating: IP20 Frequency: 2,4 Ghz</p> <p>Range: Free-field: approx. 100 m Building: approx. 30 m</p> <p>Ambient temperature: 0 - 40 °C Weight, approx. 0.35 kg Size (W x H x D): 127 x 75 x 195 mm</p>	256 473	05	128.68 1
	Piggy-Back radio control	<p>Radio transmission unit</p> <p>For remote data transfer by radio between SMA inverters and the Sunny Beam.</p> <p>Radio interface incl. aerial, coaxial cable and high-strength cable gland (metal).</p> <p>1 radio Piggy-Back per SMA inverter</p>	249 416	05	77.93 1
	Interface 485PB-NR	<p>For remote data transfer via data cable</p> <p>Between SMA inverters and a data logger from the Sunny Boy Control or Sunny WebBox range.</p> <p>Interface: RS485 for installation in SMA inverters.</p> <p>Data transfer: Suitable data cable Max. cable length: 1200 m</p> <p>Suitable for: SB 700, SB 1100, SB 1700, SB 2100TL, SB 2500, SB 2800i, SB 3000, SB 3300, SB 3800</p>	221 744	05	65.77 1
	Interface 485PB-SMC-NR	<p>For remote data transfer via data cable</p> <p>Suitable for: SMC 4600A, SMC 5000A, SMC 6000A, SMC 6000TL, SMC 7000TL, SMC 7000HV, SMC 8000TL, SMC 9000TL, SMC 10000TL, SMC 11000TL</p>	231 464	05	65.77 1
	Bluetooth Piggy-Back	<p>Radio transmission unit</p> <p>For data transfer between Sunny Boy, Sunny Mini Central and the Sunny Beam BT or the WebBox BT.</p> <p>One Piggy Back Bluetooth required per inverter.</p> <p>Suitable for: All Sunny Boy and Sunny mini central inverter</p>	256 474	05	70.78 1





Article group	Description	Article information	Art. No.	DG	Price [€] PU
SMA SB / SMC Accessories					
	Earthing kit, positive	For SMA inverter with transformer For additional earthing of PV modules with contacts on the reverse with transformer inverters Suitable for: SB 700, SB 1100, SB 1700, SB 2500, SB 2800i, SB 3000, SB 3300, SB 3800, SMC 4600, SMC 5000, SMC 6000, SMC 7000HV	249 417	05	53.62 1 kit
	Earthing kit, negative	For SMA inverter with transformer For additional earthing of thin-film PV modules with transformer inverters. Suitable for: SB 700, SB 1100, SB 1700, SB 2500, SB 2800i, SB 3000, SB 3300, SB 3800, SMC 4600, SMC 5000, SMC 6000, SMC 7000HV	249 418	05	53.62 1 kit
	Wind Sensor	Measuring device to record the wind speed Wind sensor for registering the horizontal wind speed in conjunction with the Sunny Sensor Box. The measured value is output as a frequency proportional to wind speed. Measuring range: 0,8 - 40 m/s Output signal: 100 Hz with 40 m/s Resolution: 0.4 m wind run Accuracy: +/- 0.5 m/s or +/- 5% of the measured value Measuring system: A reed switch, two magnets Breaking capacity: 10 VA, max. 42 V, max. 0.4 A Contents: Wind sensor Connecting cable, 3 m Mounting brackets Mast clamp	257 325	05	103.66 1 kit
	WS wall bracket	For the wind sensor Suitable for fixing the wind sensor Length: 350 mm, angled at 90°	257 326	05	25.02 1
	TempSensor AMB	Temperature sensor For recording the ambient temperature in conjunction with the Sunny Sensor Box. Material: ABS material (housing), IP65 Size (W x H x D): 100 x 52 x 67 mm Measuring range: -30°C - +80 °C Type: PT100, two-wire	257 327	05	37.18 1
	TempSensor Module	Optional TemperaturSensor module For connection to the Sunny Sensor Box. Package contains two-component adhesive. Accuracy: +/- 0,5 K Measuring range: -40 -125 °C Type: PT100 Cable length: 2.5 mm	257 988	05	32.17 1
	SMA software package	Communication software For data transfer between SunnyBoy inverters and the SunnyBoy control relay / PC. Including the online manual	221 747	05	9.29 1





Article group	Description	Article information	Art. No.	DG	Price [£] PU
Installation					
	Solar cable MC-T3-2/1	4 mm², single-core, black, 2 m Schüco solar cable with increased temperature and UV resistance. Suitable for reliable inside and outside use. Protected against reverse polarisation by the MC-T3 compatible plug system. Insulation made from a crosslinked outer sheathing material. Cross section: 1 x 4 mm ² Rated current: 20 A Rated voltage: 1000 V Length: 2 m	221 139	10	5.72 1
	Solar cable MC-T3-2/5	4 mm², single-core, black, 2 m Length: 2 m	221 140	10	27.17 5
	Solar cable MC-T3-5/1	4 mm², single-core, black, 5 m Length: 5 m	221 143	10	8.58 1
	Solar cable MC-T3-5/5	4 mm², single-core, black, 5 m Length: 5 m	221 144	10	39.32 5
	Solar cable MC-T3-10/1	4 mm², single-core, black, 10 m Length: 10 m	221 145	10	13.58 1
	Solar cable MC-T3-10/5	4 mm², single-core, black, 10 m Length: 10 m	221 146	10	64.34 5
	Solar cable MC-T3-20/1	4 mm², single-core, black, 20 m Length: 20 m	221 147	10	20.73 1
	Solarleitung MC-T3-20/5	4 mm², single-core, black, 20 m Length: 20 m	221 148	10	100.09 5
		Solar cable 4 MC-T3-2/1	4 mm², single-core, Black, 2 m Schüco solar cable with increased temperature and UV resistance. Suitable for reliable inside and outside use. Protected against polarity reversal by the MC-T3 compatible plug system. Insulation made from an electron beam crosslinked outer sheathing material. Length: 2 m	259 688	10
Solar cable 4 MC-T3-2/5		4 mm², single-core, Black, 2 m Length: 2 m	259 689	10	27.17 5
Solar cable 4 MC-T3-5/1		4 mm², single-core, Black, 5 m Length: 5 m	259 690	10	8.58 1
Solar cable 4 MC-T3-5/5		4 mm², single-core, Black, 5 m Length: 5 m	259 691	10	39.32 5
Solar cable 4 MC-T3-10/1		4 mm², single-core, Black, 10 m Length: 10 m	259 692	10	13.58 1
Solar cable 4 MC-T3-10/5		4 mm², single-core, Black, 10 m Length: 10 m	259 693	10	64.34 5
Solar cable 4 MC-T3-20/1		4 mm², single-core, Black, 20 m Length: 20 m	259 694	10	20.73 1
Solar cable 4 MC-T3-20/5		4 mm², single-core, Black, 20 m Length: 20 m	259 695	10	100.09 5
		Solar cable 4 MC-T4-2/1	4 mm², single-core, black, 2 m Schüco solar cable with increased temperature and UV resistance. Suitable for reliable inside and outside use. Protected against reverse polarisation by the MC-T4 compatible plug system. Cross section: 1 x 4 mm ² Rated current: 30 A Rated voltage: 1000V Length: 2 m	249 635	10
	Solar cable 4 MC-T4-2/5	4 mm², single-core, black, 2 m Length: 2 m	249 636	10	22.88 5
	Solar cable 4 MC-T4-5/1	4 mm², single-core, black, 5 m Length: 5 m	249 637	10	7.86 1
	Solar cable 4 MC-T4-5/5	4 mm², single-core, black, 5 m Length: 5 m	249 638	10	35.75 5
	Solar cable 4 MC-T4-10/1	4 mm², single-core, black, 10 m Length: 10 m	249 639	10	12.87 1
	Solar cable 4 MC-T4-10/5	4 mm², single-core, black, 10 m Length: 10 m	249 640	10	60.77 5
	Solar cable 4 MC-T4-20/1	4 mm², single-core, black, 20 m Length: 20 m	249 641	10	20.02 1
	Solar cable 4 MC-T4-20/5	4 mm², single-core, black, 20 m Length: 20 m	249 642	10	96.51 5





Article group	Description	Article information	Art. No.	DG	Price [£] PU
Installation					
	Solar cable 4 LC4 2/1	4 mm², single-core, Black, 2 m Schüco solar cable with increased temperature and UV resistance. Suitable for reliable inside and outside use. Protected against polarity reversal by LC4 plug system. Note: Not suitable for modules from the MPE AL 01 and MPE AS 01 series. Cross section: 1 x 4 mm ² Rated current: 35 A Rated voltage: 1000 V Length: 2 m	259 679	10	5.00 1
	Solar cable 4 LC4 2/5	4 mm², single-core, Black, 2 m Length: 2 m	259 680	10	22.88 5
	Solar cable 4 LC4 5/1	4 mm², single-core, Black, 5 m Length: 5 m	259 681	10	7.86 1
	Solar cable 4 LC4 5/5	4 mm², single-core, Black, 5 m Length: 5 m	259 682	10	35.75 5
	Solar cable 4 LC4 10/1	4 mm², single-core, Black, 10 m Length: 10 m	259 683	10	12.87 1
	Solar cable 4 LC4 10/5	4 mm², single-core, Black, 10 m Length: 10 m	259 684	10	60.77 5
	Solar cable 4 LC4 20/1	4 mm², single-core, Black, 20 m Length: 20 m	259 685	10	20.02 1
	Solar cable 4 LC4 20/5	4 mm², single-core, Black, 20 m Length: 20 m	259 686	10	96.51 5
		Solar cable 2.5 MC-T4-0.8/1	1 x 2,5 mm², Black, 0.8 m Module connector cables for Schüco thin-film modules from the series: MPE 80 AL MPE 85 AL MPE 90 AL MPE 95 AL MPE 100 AL Schüco solar cable with increased temperature, UV resistance and a high level of flexibility. Reliable for inside and outside use, protected against polarity reversal with prepared MC-T4 plug system Cross section: 1 x 2,5 mm ² Rated current: 22 A Rated voltage: 1000 V Length: 0.8 m	257 201	10
Solar cable 2.5 MC-T4-0.8/10		1 x 2,5 mm², Black, 0.8 m Length: 0.8 m	257 202	10	38.61 10
Solar cable 2.5 MCT4 0.8/50		1 x 2,5 mm², Black, 0.8 m Length: 0.8 m	257 203	10	175.15 50
Solar cable 2.5 MCT4 1.6/1		1 x 2,5 mm², Black, 1.6 m Length: 1.6 m	257 204	10	5.00 1
Solar cable 2.5 MCT4 1.6/10		1 x 2,5 mm², Black, 1.6 m Length: 1.6 m	257 205	10	45.04 10
Solar cable 2.5 MCT4 1.6/50		1 x 2,5 mm², Black, 1.6 m Length: 1.6 m	257 206	10	202.32 50

Article group	Description	Article information	Art. No.	DG	Price [€] PU
Installation					
	Solar cable 2.5 MC-T4-0.8/1	1 x 2,5 mm², Black, 0.8 m Module connector cables for Schüco thin-film modules from the series: MPE 80 AL MPE 85 AL MPE 90 AL MPE 95 AL MPE 100 AL Solar cable with increased temperature and UV resistance. Reliable for inside and outside use, protected against polarity reversal with prepared MC-T4 plug system Cross section: 1 x 2,5 mm ² Rated current: 22 A Rated voltage: 1000 V Length: 0.8 m	259 667	10	4.29 1
	Solar cable 2.5 MC-T4-0.8/10	1 x 2,5 mm², Black, 0.8 m Length: 0.8 m	259 668	10	38.61 10
	Solar cable 2.5 MC-T4-0.8/50	1 x 2,5 mm², Black, 0.8 m Length: 0.8 m	259 669	10	175.15 50
	Solar cable 2.5 MC-T4-1.6/1	1 x 2,5 mm², Black, 1.6 m Length: 1.6 m	259 670	10	5.00 1
	Solar cable 2.5 MC-T4-1.6/10	1 x 2,5 mm², Black, 1.6 m Length: 1.6 m	259 671	10	45.04 10
	Solar cable 2.5 MC-T4-1.6/50	1 x 2,5 mm², Black, 1.6 m Length: 1.6 m	259 672	10	202.32 50
		Solar cable 2.5 MC-T4-2.5/1	1 x 2,5 mm², Black, 2.5 m Module connector cables for Schüco thin-film modules from the series: MPE 340 AL MPE 350 AL MPE 360 AL MPE 370 AL MPE 380 AL Solar cable with increased temperature and UV resistance. Reliable for inside and outside use, protected against polarity reversal with prepared MC-T4 plug system Cross section: 1 x 2,5 mm ² Rated current: 22 A Rated voltage: 1000 V Length: 2.5 m	259 673	10
Solar cable 2.5 MC-T4-2.5/10		1 x 2,5 mm², Black, 2.5 m Length: 2.5 m	259 674	10	51.47 10
Solar cable 2.5 MC-T4-2.5/50		1 x 2,5 mm², Black, 2.5 m Length: 2.5 m	259 675	10	232.35 50
Solar cable 2.5 MC-T4-4.0/1		1 x 2,5 mm², Black, 4 m Length: 4 m	259 676	10	6.43 1
Solar cable 2.5 MC-T4-4.0/10		1 x 2,5 mm², Black, 4 m Length: 4 m	259 677	10	57.91 10
Solar cable 2.5 MC-T4-4.0/50		1 x 2,5 mm², Black, 4 m Length: 4 m	259 678	10	275.24 50
		MC-T3 c onconnector-03/5	MC-T3 adapter cable kit, 0.3 m 4 mm ² , single-core solar cable with increased temperature and UV resistance, fitted with MC-T3 male connector and MC-T3 female connector 5 x MC-T3 female connector to wire end ferrule 5 x MC-T3 male connector to wire end ferrule Length: 0.3 m	231 282	10





Article group	Description	Article information	Art. No.	DG	Price [£] PU
Installation					
	MC-T3 connector-03/5	MC-T3 adapter cable kit, 0.3 m Schüco solar cable 4 mm ² , single-core, with increased temperature and UV resistance, fitted with MC-T3 plug connector and MC-T3 socket connector. 5 x MC-T3 socket connectors to wire end ferrule 5 x MC-T3 plug connectors to wire end ferrule Length: 0.3 m	259 696	10	40.75 5 kit
	MC-T4 connector-03/5	MC-T4 adapter cable kit, 0.3 m 4 mm ² , single-core solar cable with increased temperature and UV resistance, fitted with MC-T4 male connector and MC-T4 female connector. 5 x MC-T4 female connector to wire end ferrule 5 x MC-T4 male connector to wire end ferrule Length: 0.3 m	249 643	10	17.87 5 kit
	LC-4 connector-03/5	LC-4 adapter cable kit, 0.3 m Schüco solar cable 4 mm ² , single-core, with increased temperature and UV resistance, fitted with LC-4 plug connector and LC-4 socket connector. 5 x LC-4 socket connectors to wire end ferrule 5 x LC-4 plug connectors to wire end ferrule Length: 0.3 m	259 687	10	17.87 5 kit
	MC-T3/MC-T4 adapter kit/5	MC-T adapter cable kit, 4 mm², 0.2 m 4 mm ² , single-core solar cable with increased temperature and UV resistance Transition from MC-T3 to MC-T4 connector system Connections: 5 adapters for converting MC-T3 female connectors to MC-T4 male connectors 5 adapters for converting MC-T3 male connectors to MC-T4 female connectors	231 333	10	37.89 5 kit
	Earth lead/1	For potential equalisation, 0.5 m Black, flexible earth cable, insulated, fitted with aluminium lugs. Length: 0.5 m Cross section: 16 mm ² Contents: 1 Earth lead 2 Toothed lock washers 2 Washers 2 Screws	221 177	10	4.29 1
	Earth lead/5	For potential equalisation, 0.5 m	221 367	10	18.59 5
	Solar cable 2.5 black/100	2,5 mm², single-core, black, 100 m Solar cable, high temperature and UV-resistant, reliable for inside and outside use. Resistant to ammonia, ozone, mineral oil and acid. Excellent fire-resistance 100 m Solar cable with length label Supplied on reusable spools. Cross section: 2,5 mm ² System voltage: 1800 V Rated current: 41 A conforming to DIN VDE 0298 Part 4 Operating temperature range: -40 - 120 °C Colour: Black	257 199	10	42.89 100 m





Article group	Description	Article information	Art. No.	DG	Price [€] PU	
Installation						
	Solar cable 2.5 black/100	2,5 mm², single-core, Black, 100 m Solar cable, high-temperature and UV-resistant, reliable for inside and outside use. Resistant to ammonia, ozone, mineral oil and acid. Excellent fire-resistance. 100 m solar cable with length label. Supplied on reusable spools. Cross section: 2,5 mm ² System voltage: 1800 V Rated current: 41 A in accordance with AK 411.2.3 Operating temperature range: -40 - 120 °C Colour: Black	259 938	10	42.89 100 m	
	Solar cable 2.5 red/100	2,5 mm², single-core, Red, 100 m Colour: Red	259 940	10	42.89 100 m	
	Solar cable 2.5 blue/100	2,5 mm², single-core, Blue, 100 m Colour: Blue	259 942	10	42.89 100 m	
	Solar cable 2.5 black/500	2,5 mm², single-core, Black, 500 m Solar cable, high temperature and UV-resistant, reliable for inside and outside use. Resistant to ammonia, ozone, mineral oil and acid. Excellent fire-resistance 500 m Solar cable with length label. Supplied on reusable spools. Cross section: 2,5 mm ² System voltage: 1800 V Rated current: 41 A conforming to DIN VDE 0298 Part 4 Operating temperature range: -40 - 120 °C Colour: Black	257 200	10	207.32 500 m	
	Solar cable 2.5 black/500	2,5 mm², single-core, Black, 500 m Solar cable, high-temperature and UV-resistant, reliable for inside and outside use. Resistant to ammonia, ozone, mineral oil and acid. Excellent fire-resistance. 500 m solar cable with length label. Supplied on reusable spools. Cross section: 2,5 mm ² System voltage: 1800 V Rated current: 41 A in accordance with AK 411.2.3 Operating temperature range: -40 - 120 °C Colour: Black	259 939	10	207.32 500 m	
	Solar cable 2.5 red/500	2,5 mm², single-core, Red, 500 m Colour: Red	259 941	10	207.32 500 m	
	Solar cable 2.5 blue/500	2,5 mm², single-core, Blue, 500 m Colour: Blue	259 943	10	207.32 500 m	
		Solar cable 4 black/100	1 x 4 mm², Black, 100 m Solar cable, high temperature and UV-resistant, reliable for inside and outside use. Resistant to ammonia, ozone, mineral oil and acid. Excellent fire-resistance 100 m Solar cable with length label. Supplied on reusable spools. Cross section: 4 mm ² System voltage: 1800 V Rated current: 55 A conforming to DIN VDE 0298 Part 4 Operating temperature range: -40 - 120 °C Colour: Black	249 489	10	57.19 100 m
		Solar cable 4 blue/100	1 x 4 mm², Blue, 100 m Colour: Blue	249 502	10	57.19 100 m
Solar cable 4 red/100		1 x 4 mm², Red, 100 m Colour: Red	249 503	10	57.19 100 m	






Article group	Description	Article information	Art. No.	DG	Price [£] PU
Installation					
	Solar cable 4 black/100	4 mm², single-core, Black, 100 m Solar cable, high-temperature and UV-resistant, reliable for inside and outside use. Resistant to ammonia, ozone, mineral oil and acid. Excellent fire-resistance. 100 m solar cable with length label. Supplied on reusable spools. Cross section: 4 mm ² System voltage: 1800 V Rated current: 55 A in accordance with AK 411.2.3 Operating temperature range: -40 - 120 °C Colour: Black	259 944	10	57.19 100 m
	Solar cable 4 red/100	4 mm², single-core, Red, 100 m Colour: Red	259 946	10	57.19 100 m
	Solar cable 4 blue/100	4 mm², single-core, Blue, 100 m Colour: Blue	259 948	10	57.19 100 m
	Solar cable 4 black/500	1 x 4 mm², Black, 500 m Solar cable, high temperature and UV-resistant, reliable for inside and outside use. Resistant to ammonia, ozone, mineral oil and acid. Excellent fire-resistance 500 m Solar cable with length label Supplied on reusable spools. Cross section: 4 mm ² System voltage: 1800 V Rated current: 55 A conforming to DIN VDE 0298 Part 4 Operating temperature range: -40 - 120 °C Colour: Black	249 484	10	271.67 500 m
	Solar cable 4 blue/500	1 x 4 mm², Blue, 500 m Colour: Blue	249 487	10	271.67 500 m
	Solar cable 4 red/500	1 x 4 mm², Red, 500 m Colour: Red	249 501	10	271.67 500 m
	Solar cable 4 black/500	4 mm², single-core, Black, 500 m Solar cable, high-temperature and UV-resistant, reliable for inside and outside use. Resistant to ammonia, ozone, mineral oil and acid. Excellent fire-resistance. 500 m solar cable with length label. Supplied on reusable spools. Cross section: 4 mm ² System voltage: 1800 V Rated current: 55 A in accordance with AK 411.2.3 Operating temperature range: -40 - 120 °C Colour: Black	259 945	10	271.67 500 m
	Solar cable 4 red/500	4 mm², single-core, Red, 500 m Colour: Red	259 947	10	271.67 500 m
	Solar cable 4 blue/500	4 mm², single-core, Blue, 500 m Colour: Blue	259 949	10	271.67 500 m
	Solar cable 6 black/100	1 x 6 mm², Black, 100 m Solar cable, high temperature and UV-resistant, reliable for inside and outside use. Resistant to ammonia, ozone, mineral oil and acid. Excellent fire-resistance 100 m Solar cable with length label, Supplied on reusable spools. Cross section: 6 mm ² System voltage: 1800 V Rated current: 70 A conforming to DIN VDE 0298 Part 4 Operating temperature range: -40 - 120 °C Colour: Black	249 505	10	71.49 100 m

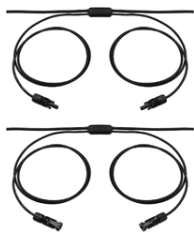
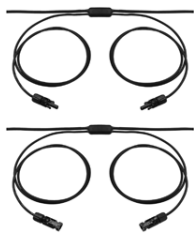
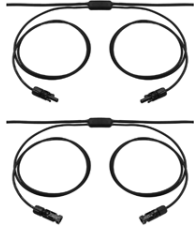
Article group	Description	Article information	Art. No.	DG	Price [€] PU
Installation					
	Solar cable 6 black/100	6 mm², single-core, Black, 100 m Solar cable, high-temperature and UV-resistant, reliable for inside and outside use. Resistant to ammonia, ozone, mineral oil and acid. Excellent fire-resistance. 100 m solar cable with length label. Supplied on reusable spools. Cross section: 6 mm ² System voltage: 1800 V Rated current: 70 A in accordance with AK 411.2.3 Operating temperature range: -40 - 120 °C Colour: Black	259 950	10	71.49 100 m
	Solar cable 6 red/100	6 mm², single-core, Red, 100 m Colour: Red	259 952	10	71.49 100 m
	Solar cable 6 blue/100	6 mm², single-core, Blue, 100 m Colour: Blue	259 954	10	71.49 100 m
	Solar cable 6 black/500	1 x 6 mm², Black, 500 m Solar cable, high temperature and UV-resistant, reliable for inside and outside use. Resistant to ammonia, ozone, mineral oil and acid. Excellent fire-resistance 500 m Solar cable with length label, Supplied on reusable spools. Cross section: 6 mm ² System voltage: 1800 V Rated current: 70 A conforming to DIN VDE 0298 Part 4 Operating temperature range: -40 - 120 °C Colour: Black	249 504	10	343.16 500 m
	Solar cable 6 black/500	6 mm², single-core, Black, 500 m Solar cable, high-temperature and UV-resistant, reliable for inside and outside use. Resistant to ammonia, ozone, mineral oil and acid. Excellent fire-resistance. 500 m solar cable with length label. Supplied on reusable spools. Cross section: 6 mm ² System voltage: 1800 V Rated current: 70 A in accordance with AK 411.2.3 Operating temperature range: -40 - 120 °C Colour: Black	259 951	10	343.16 500 m
	Solar cable 6 red/500	6 mm², single-core, Red, 500 m Colour: Red	259 953	10	343.16 500 m
	Solar cable 6 blue/500	6 mm², single-core, Blue, 500 m Colour: Blue	259 955	10	343.16 500 m
	LC-4 plug connector 4-6/50	LC-4 plug connector (-) To make crimped connector cables for connection to the LC-4 connector system. Note: Not suitable for modules from the MPE AL 01 and MPE AS 01 series. Outer diameter of cable (dA): 5,5 - 9 mm Cross section of cable: 4 - 6 mm ² Rated current: 35 A Rated voltage: 1000 V Required accessories: LC-4 crimping tool (271 108)	271 106	10	42.18 50





Article group	Description	Article information	Art. No.	DG	Price [£] PU
Installation					
	LC-4 socket connector 4-6/50	LC-4 socket connector (+) To make crimped connector cables for connection to the LC-4 connector system. Note: Not suitable for modules from the MPE AL 01 and MPE AS 01 series. Outer diameter of cable (dA): 5,5 - 9 mm Cross section of cable: 4 - 6 mm ² Rated current: 35 A Rated voltage: 1000 V Required accessories: LC-4 crimping tool (271 108)	271 107	10	48.61 50
	MC-T3 connector plug kit/20	MC crimp male connector (-) To make crimped connector cables for connection to the MC-T3 connector system. Resistant to weathering, MC-T3 male connector indicated by (-). Rated current: 20 A Rated voltage: 1000 V Cross section of cable: 2 - 4 mm ² Outer diameter of cable (dA): 4,9 - 7,1 mm Electric shock protection not integrated Accessories required: MC tool kit (231 037)	231 035	10	30.74 20
	MC-T3 connector socket kit/20	MC crimp female connector (+) To make crimped connector cables for connection to the MC-T3 connector system. Resistant to weathering, MC-T3 female connector indicated by (+). Rated current: 20 A Rated voltage: 1000 V Cross section of cable: 2 - 4 mm ² Outer diameter of cable (dA): 4,9 - 7,1 mm Electric shock protection not integrated Accessories required: MC tool kit (231 037)	231 034	10	35.03 20
	LC-3 connector plug kit 4/20	LC-3 plug connector (-) For creating LC-3 connections. Resistant to weathering, MC-T3 male connector indicated by (-). Cross section of cable: 4 mm ² Outer diameter of cable (dA): 4 - 8 mm Rated current: 35 A Rated voltage: 1000 V Protection rating: IP68 Accessories required: LC-3 crimping tool (257 724)	257 722	10	28.60 20
	LC-3 connector socket kit 4/20	LC-3 female connector (+) For creating LC-3 connections. Resistant to weathering, LC-3 female connector indicated by (+). Cross section of cable: 4 mm ² Outer diameter of cable (dA): 4 - 8 mm Rated current: 35 A Rated voltage: 1000 V Protection rating: IP68 Accessories required: LC-3 crimping tool (257 724)	257 723	10	32.17 20




Article group	Description	Article information	Art. No.	DG	Price [€] PU
Installation					
	MC-T4 connector socket kit 2.5/20	MC-T4 coupling socket (+) To make crimped connector cables for connection to the MC-T4 connector system. Resistant to weathering and MC-T4 female connectors indicated by (+). Outer diameter of cable (dA): 3-6 mm Cross section of cable: 1,5-2,5 mm ² Rated current: 22 A Rated voltage: 1000 V Accessories required: MC-T4 crimping tool (249 647) and set of MC-T4 installation spanners (249 648)	257 197	10	25.74 20
	MC-T4 connector plug kit 2.5/20	MC-T4 male connector (-) To make crimped connector cables for connection to the MC-T4 connector system. Resistant to weathering and MC-T4 male connectors indicated by (-). Outer diameter of cable (dA): 3-6 mm Cross section of cable: 1,5-2,5 mm ² Rated current: 22 A Rated voltage: 1000 V Accessories required: MC-T4 crimping tool (249 647) and set of MC-T4 installation spanners (249 648)	257 198	10	21.45 20
	MC-T4 connector plug kit 4-6/20	MC-T4 male connector (-) To make crimped connector cables for connection to the MC-T4 connector system. Resistant to weathering, MC-T4 male connector indicated by (-). Outer diameter of cable (dA): 5,5 - 9 mm Cross section of cable: 4 - 6 mm ² Rated current: 30 A Rated voltage: 1000 V Accessories required: MC-T4 crimping tool (249 647) and set of MC-T4 installation spanners (249 648)	249 644	10	21.45 20
	MC-T4 connector socket kit 4-6/20	MC-T4 coupling socket (+) To make crimped connector cables for connection to the MC-T4 connector system. Resistant to weathering, MC-T4 female connector indicated by (+). Outer diameter of cable (dA): 5,5 - 9 mm Cross section of cable: 4 - 6 mm ² Rated current: 30 A Rated voltage: 1000 V Accessories required: MC-T4 crimping tool (249 647) and set of MC-T4 installation spanners (249 648)	249 645	10	25.74 20





Article group	Description	Article information	Art. No.	DG	Price [£] PU
Installation					
	PY-T4 connector plug kit 4/20	PY-T4 male connector (-) To make crimped connector cables for connection to the PY-T4 connector system. PY-T4 plug connector indicated by (-). Note: Not suitable for modules from the MPE AL 01 and MPE AS 01 series. Outer diameter of cable (dA): 5,22 - 6,00 mm Cross section of cable: 4 mm ² Rated current: 32 A Rated voltage: 1000 V Accessories required: PY-T4 tool kit (256 960).	256 942	10	20.02 20
	PY-T4 connector socket kit 4/20	PY-T4 coupling socket (+) To make crimped connector cables for connection to the PY-T4 connector system. PY-T4 socket connector indicated by (+). Note: Not suitable for modules from the MPE AL 01 and MPE AS 01 series. Outer diameter of cable (dA): 5,22 - 6,00 mm Cross section of cable: 4 mm ² Rated current: 32 A Rated voltage: 1000 V Accessories required: PY-T4 tool kit (256 960).	256 943	10	23.59 20
	PY-T4 connector plug kit 6/20	PY-T4 male connector (-) To make crimped connector cables for connection to the PY-T4 connector system. PY-T4 plug connector indicated by (-). Note: Not suitable for modules from the MPE AL 01 and MPE AS 01 series. Outer diameter of cable (dA): 5,92 - 6,70 mm Cross section of cable: 6 mm ² Rated current: 40 A Rated voltage: 1000 V Accessories required: PY-T4 tool kit (256 960).	256 944	10	20.02 20
	PY-T4 connector socket kit 6/20	PY-T4 coupling socket (+) To make crimped connector cables for connection to the PY-T4 connector system. PY-T4 socket connector indicated by (+). Note: Not suitable for modules from the MPE AL 01 and MPE AS 01 series. Outer diameter of cable (dA): 5,92 - 6,70 mm Cross section of cable: 6 mm ² Rated current: 40 A Rated voltage: 1000 V Accessories required: PY-T4 tool kit (256 960).	256 945	10	23.59 20




Article group	Description	Article information	Art. No.	DG	Price [£] PU				
Installation									
	MC-T3 splitter kit/20	MC-T3 contact doubler For time-saving, safe contact duplication without additional connectors. Contents of kit: <table border="0"> <tr> <td>20 x MC-T3 splitter sockets</td> <td>(2 x female connectors, 1 x male connector)</td> </tr> <tr> <td>20 x MC-T3 splitter plugs</td> <td>(2 x male connectors, 1 x female connector)</td> </tr> </table>	20 x MC-T3 splitter sockets	(2 x female connectors, 1 x male connector)	20 x MC-T3 splitter plugs	(2 x male connectors, 1 x female connector)	221 941	10	211.61 20 kit
20 x MC-T3 splitter sockets	(2 x female connectors, 1 x male connector)								
20 x MC-T3 splitter plugs	(2 x male connectors, 1 x female connector)								
	MC-T4 splitter kit/20	MC-T4 contact doubler For time-saving, safe contact duplication without additional connectors. Contents of kit: <table border="0"> <tr> <td>20 x MC-T4 splitter socket</td> <td>(2 x female connectors, 1 x male connector)</td> </tr> <tr> <td>20 x MC-T4 splitter plugs</td> <td>(2 x male connectors, 1 x female connector)</td> </tr> </table>	20 x MC-T4 splitter socket	(2 x female connectors, 1 x male connector)	20 x MC-T4 splitter plugs	(2 x male connectors, 1 x female connector)	249 646	10	199.46 20 kit
20 x MC-T4 splitter socket	(2 x female connectors, 1 x male connector)								
20 x MC-T4 splitter plugs	(2 x male connectors, 1 x female connector)								
	GJB 12-1	Schüco generator junction box The generator junction box is suitable only for connecting thin-film modules in parallel with string voltages up to 600 V and a maximum input current of 24 A. A maximum of 12 PV strings can be connected to a GAK 12-1. The individual PV strings are reliably protected from overvoltage by 12 integrated line fuses. An LED indicates a tripped fuse. This can be replaced with a GAK replacement fuse (Art. No. 256 292) UDC, max.: 600 V IDC, max.: 24 A Max. number of strings: 12 Ambient temperature range: -20 - 40 °C Weight: 3,1 kg Size (W x H x D): 360 x 200 x 150 mm Protection rating: IP65	249 274	10	270.95 1				
	GJB 12-1 replacement fuses	Replacement fuse 600 V / 2 A (DC)	256 292	10	32.17 10				
	GJB 15-2	Schüco generator junction box The generator junction box is suitable only for connecting thin-film modules in parallel with string voltages up to 1,000 V and a maximum input current of 30 A. A maximum of 15 PV strings can be connected to a GAK 15-2. The individual PV strings are reliably protected from overvoltage by the 15 integrated line fuses. An LED indicates a tripped fuse. This can be replaced with a GJB 15-2 replacement fuse (Art. No. 257 739). UDC, max.: 1000 V IDC, max.: 30 A Max. number of strings: 15 Ambient temperature range: -20 - 40 °C Weight: 3,5 kg Size (W x H x D): 360 x 200 x 150 mm Protection rating: IP65	257 631	10	270.95 1				
	GJB 15-2 replacement fuses	Replacement fuse 1000 V / 2 A (DC)	257 739	10	39.32 10				
	GJB 15-2 replacement fuses	Replacement fuse 1000V / 2A (DC) Fuses for GAK 15-2	257 739	10	39.32 10				

Article group	Description	Article information	Art. No.	DG	Price [£] PU
Installation					
	PSI 2.8 m	<p>Parallel string interconnection system (+ and -)</p> <p>With MC-T4 plug system for the parallel connection of thin-film modules.</p> <p>Suitable for on-roof mounting using the Schüco MSE mounting system and a large number of modules from the Schüco MPE AL series (80 - 100 W) connected in series.</p> <p>Distance between intersections: 2.8 m Length of splitters: 0.5 m No. of splitters: 20</p> <p>Cross section of main cable: 6 mm² Cross section of splitter cable: 2.5 mm² Max. current per splitter: 22 A</p>	257 990	10	307.41 1
	PSI 5.6 m	<p>Parallel string interconnection system (+ and -)</p> <p>With MC-T4 plug system for the parallel connection of thin-film modules.</p> <p>Suitable for ground-mounted installation using the Schüco MSE mounting system and four modules from the Schüco MPE AL series (80 - 100 W) connected in series.</p> <p>Also suitable for flat-roof mounting using the Schüco MSE 100 east/west flat-roof mounting system and a large number of modules from the Schüco MPE AL series (80 - 100 W) connected in series.</p> <p>Distance between intersections: 5.6 m Length of splitters: 1.6 m No. of splitters: 20</p> <p>Cross section of main cable: 6 mm² Cross section of splitter cable: 2.5 mm² Max. current per splitter: 22 A</p>	257 991	10	393.20 1
	PSI 11.2 m	<p>Parallel string interconnection system (+ and -)</p> <p>With MC-T4 plug system for the parallel connection of thin-film modules.</p> <p>Suitable for ground-mounted installation using the Schüco MSE mounting system and eight modules from the Schüco MPE AL series (80 - 100 W) connected in series.</p> <p>Also suitable for ground-mounted installation using the Schüco MSE mounting system and two modules from the Schüco MPE AL series (340 - 380 W) connected in series.</p> <p>Also suitable for flat-roof mounting using the Schüco MSE 100 east/west flat-roof mounting system and four modules from the Schüco MPE AL series (80 - 100 W) connected in series.</p> <p>Distance between intersections: 11.2 m Length of splitters: 2.8 m No. of splitters: 20</p> <p>Cross section of main cable: 6 mm² Cross section of splitter cable: 2.5 mm² Max. current per splitter: 22 A</p>	257 992	10	529.03 1

Article group	Description	Article information	Art. No.	DG	Price [€] PU
Installation					
	KSS 1.4 m connector	Parallel string interconnection system (+) Suitable for on-roof mounting using the Schüco MSE mounting system and a large number of modules from the Schüco MPE AL series (80 - 100 W) connected in series. Distance between intersections: 1.4 m Length of splitters: 0.8 m No. of splitters: 20 Cross section of main cable: 6 mm ² Cross section of splitter cable: 4 mm ² Max. current per splitter: 30 A With MC-T4 plugs to connect thin-film modules in parallel on the positive side.	259 914	10	128.68 1
	KSS 1.4 m socket	Parallel string interconnection system (-) Suitable for on-roof mounting using the Schüco MSE mounting system and a large number of modules from the Schüco MPE AL series (80 - 100 W) connected in series. Distance between intersections: 1.4 m Length of splitters: 0.8 m No. of splitters: 20 Cross section of main cable: 6 mm ² Cross section of splitter cable: 4 mm ² Max. current per splitter: 30 A With MC-T4 sockets to connect thin-film modules in parallel on the negative side	259 915	10	128.68 1
	KSS 2.8 m connector	Parallel string interconnection system (+) Suitable for ground-mounted installation using the Schüco MSE mounting system and four modules from the Schüco MPE AL series (80 - 100 W) connected in series. Also suitable for flat-roof mounting using the Schüco MSE 100 east/west flat-roof mounting system and a large number of modules from the Schüco MPE AL series (80 - 100 W) connected in series. Distance between intersections: 2.8 m Length of splitters: 0.8 m No. of splitters: 20 Cross section of main cable: 6 mm ² Cross section of splitter cable: 4 mm ² Max. current per splitter: 30 A With MC-T4 plugs to connect thin-film modules in parallel on the positive side.	259 916	10	150.13 1
	KSS 2.8 m socket	Parallel string interconnection system (-) Suitable for ground-mounted installation using the Schüco MSE mounting system and four modules from the Schüco MPE AL series (80 - 100 W) connected in series. Also suitable for flat-roof mounting using the Schüco MSE 100 east/west flat-roof mounting system and a large number of modules from the Schüco MPE AL series (80 - 100 W) connected in series. Distance between intersections: 2.8 m Length of splitters: 0.8 m No. of splitters: 20 Cross section of main cable: 6 mm ² Cross section of splitter cable: 4 mm ² Max. current per splitter: 30 A With MC-T4 sockets to connect thin-film modules in parallel on the negative side	259 917	10	150.13 1

Article group	Description	Article information	Art. No.	DG	Price [£] PU
Installation					
	KSS 5.6 m connector	<p>Parallel string interconnection system (+)</p> <p>Suitable for ground-mounted installation using the Schüco MSE mounting system and eight modules from the Schüco MPE AL series (80 - 100 W) connected in series.</p> <p>Also suitable for ground-mounted installation using the Schüco MSE mounting system and two modules from the Schüco MPE AL series (340 - 380 W) connected in series.</p> <p>Also suitable for flat-roof mounting using the Schüco MSE 100 east/west flat-roof mounting system and four modules from the Schüco MPE AL series (80 - 100 W) connected in series.</p> <p>Distance between intersections: 5.6 m Length of splitters: 0.8 m No. of splitters: 20</p> <p>Cross section of main cable: 6 mm² Cross section of splitter cable: 4 mm² Max. current per splitter: 30 A</p> <p>With MC-T4 plugs to connect thin-film modules in parallel on the positive side.</p>	259 918	10	193.03 1
	KSS 5.6 m socket	<p>Parallel string interconnection system (-)</p> <p>Suitable for ground-mounted installation using the Schüco MSE mounting system and eight modules from the Schüco MPE AL series (80 - 100 W) connected in series.</p> <p>Also suitable for ground-mounted installation using the Schüco MSE mounting system and two modules from the Schüco MPE AL series (340 - 380 W) connected in series.</p> <p>Also suitable for flat-roof mounting using the Schüco MSE 100 east/west flat-roof mounting system and four modules from the Schüco MPE AL series (80 - 100 W) connected in series.</p> <p>Distance between intersections: 5.6 m Length of splitters: 0.8 m No. of splitters: 20</p> <p>Cross section of main cable: 6 mm² Cross section of splitter cable: 4 mm² Max. current per splitter: 30 A</p> <p>With MC-T4 sockets to connect thin-film modules in parallel on the negative side</p>	259 919	10	193.03 1
	PSI 7.0 m connector (+)	<p>Parallel string interconnection system (+)</p> <p>Recommended for connecting five modules in series from the MPE AL series combined with the east/west flat-roof system.</p> <p>Distance between intersections: 7 m Length of splitters: 0.8 m No. of splitters: 20</p> <p>Cross section of main cable: 6 mm² Cross section of splitter cable: 4 mm² Max. current per splitter: 30 A</p> <p>With MC-T4 plugs to connect thin-film modules in parallel on the positive side.</p>	271 758	10	264.52 1

Article group	Description	Article information	Art. No.	DG	Price [€] PU
Installation					
	KSS 7.0 m socket (-)	<p>Parallel string interconnection system (-)</p> <p>Recommended for connecting five modules in series from the MPE AL series combined with the east/west flat-roof system.</p> <p>Distance between intersections: 7 m Length of splitters: 0.8 m No. of splitters: 20</p> <p>Cross section of main cable: 6 mm² Cross section of splitter cable: 4 mm² Max. current per splitter: 30 A</p> <p>With MC-T4 sockets to connect thin-film modules in parallel on the negative side</p>	271 759	10	264.52 1
	PSI 8.4 m connector (+)	<p>Parallel string interconnection system (+)</p> <p>Suitable for ground-mounted installation using the Schüco MSE mounting system and three modules from the Schüco MPE AL series (340 - 380 W) connected in series.</p> <p>Also suitable for flat-roof mounting using the Schüco MSE 100 east/west flat-roof mounting system and six modules from the Schüco MPE AL series (80 - 100 W) connected in series.</p> <p>Distance between intersections: 8.4 m Length of splitters: 0.8 m No. of splitters: 20</p> <p>Cross section of main cable: 6 mm² Cross section of splitter cable: 4 mm² Max. current per splitter: 30 A</p> <p>With MC-T4 plugs to connect thin-film modules in parallel on the positive side.</p>	259 973	10	282.39 1
	KSS 8.4 m socket (-)	<p>Parallel string interconnection system (-)</p> <p>Suitable for ground-mounted installation using the Schüco MSE mounting system and three modules from the Schüco MPE AL series (340 - 380 W) connected in series.</p> <p>Also suitable for flat-roof mounting using the Schüco MSE 100 east/west flat-roof mounting system and six modules from the Schüco MPE AL series (80 - 100 W) connected in series.</p> <p>Distance between intersections: 8.4 m Length of splitters: 0.8 m No. of splitters: 20</p> <p>Cross section of main cable: 6 mm² Cross section of splitter cable: 4 mm² Max. current per splitter: 30 A</p> <p>With MC-T4 sockets to connect thin-film modules in parallel on the negative side</p>	259 974	10	282.39 1
	PSI 9.8 m connector (+)	<p>Parallel string interconnection system (+)</p> <p>Recommended for connecting seven modules in series from the MPE AL series combined with the east/west flat-roof system.</p> <p>Distance between intersections: 9.8 m Length of splitters: 0.8 m No. of splitters: 15</p> <p>Cross section of main cable: 6 mm² Cross section of splitter cable: 4 mm² Max. current per splitter: 30 A</p> <p>With MC-T4 plugs to connect thin-film modules in parallel on the positive side.</p>	271 761	10	268.09 1

Article group	Description	Article information	Art. No.	DG	Price [£] PU
Installation					
	KSS 9.8 m socket (-)	Parallel string interconnection system (-) Recommended for connecting seven modules in series from the MPE AL series combined with the east/west flat-roof system. Distance between intersections: 9.8 m Length of splitters: 0.8 m No. of splitters: 15 Cross section of main cable: 6 mm ² Cross section of splitter cable: 4 mm ² Max. current per splitter: 30 A With MC-T4 sockets to connect thin-film modules in parallel on the negative side	271 762	10	268.09 1
	Replacement diode	For the PSI system with MC-T4 plug system Total length: 0.8 m Max. current: 10 A	257 993	10	193.03 10
	End caps	To seal the main cables Suitable for open ends of the main cable for the PSI system.	257 994	10	7.15 10

Solar products

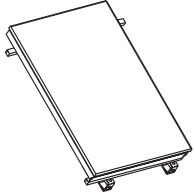

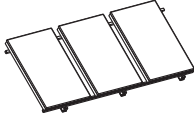
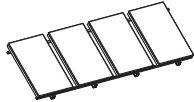
Mounting system Schüco MSE 500

Mounting system
Schüco MSE 500
Premium

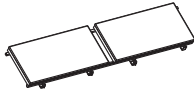
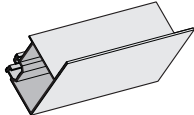
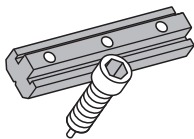
On-roof
Flat roof
In-roof / complete roof
Canopy
Small façade

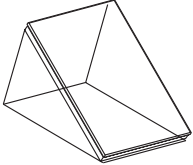
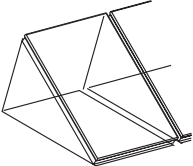
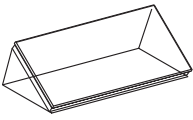
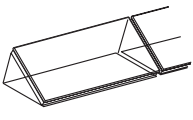
48

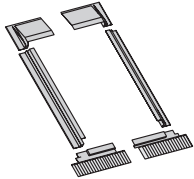
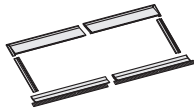
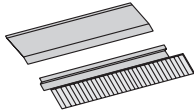
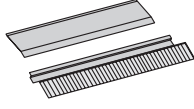
Schüco MSE 500
mounting system


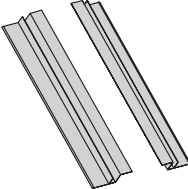
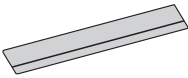
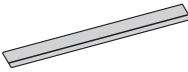
Article group	Description	Article information	Art. No.	DG	Price [£] PU
Schüco MSE 500 On-roof					
	1-on-roof-ptr-Al grey	Single MSE 500 on-roof mounting kit Mounting rails and fixings for a Schüco collector or a Schüco PV module from the Premium range. Solar unit arrangement: Portrait Dimensions (H x W): 2156 x 1256 mm Colour: Anodised grey, similar to RAL 7035 (light grey) Order roof anchor and OneTurn separately, at least: 4	259 751	11	103.66 1 kit
	1-on-roof-ptr/adj. Al grey-brown	Single MSE 500 on-roof mounting kit Colour: Bronze anodised, similar to RAL 8019 (grey-brown) Order roof anchor and OneTurn separately, at least: 4	259 761	11	103.66 1 kit
	2-on-roof-ptr/adj. Al grey	Double MSE 500 on-roof mounting kit Mounting rail and fixings for two Schüco Premium solar units: Premium collectors and Premium PV modules Solar unit arrangement: Portrait/adjacent Dimensions (H x W): 2156 x 2558 mm Colour: Anodised grey, similar to RAL 7035 (light grey) Order roof anchor and OneTurn separately, at least: 6	259 752	11	168.72 1 kit
	2-on-roof-ptr/adj. Al grey-brown	Double MSE 500 on-roof mounting kit Colour: Bronze anodised, similar to RAL 8019 (grey-brown) Order roof anchor and OneTurn separately, at least: 6	259 762	11	168.72 1 kit
	3-on-roof-ptr/adj. Al grey	Triple MSE 500 on-roof mounting kit Mounting rails and fixings for three Schüco Premium solar units: Premium collectors and Premium PV modules Solar unit arrangement: Portrait/adjacent Dimensions (H x W): 2156 x 3860 mm Colour: Anodised grey, similar to RAL 7035 (light grey) Order roof anchor and OneTurn separately, at least: 6	259 753	11	298.83 1 kit
	3-on-roof-ptr/adj. Al grey-brown	Triple MSE 500 on-roof mounting kit Colour: Bronze anodised, similar to RAL 8019 (grey-brown) Order roof anchor and OneTurn separately, at least: 6	259 763	11	298.83 1 kit
	4-on-roof-ptr/adj. Al grey	Quadruple MSE 500 on-roof mounting kit Mounting rails and fixings for four Schüco Premium solar units: Premium collectors and Premium PV modules Solar unit arrangement: Portrait/adjacent Dimensions (H x W): 2156 x 5162 mm Colour: Anodised grey, similar to RAL 7035 (light grey) Order roof anchor and OneTurn separately, at least: 8	259 754	11	391.06 1 kit
	4-on-roof-ptr/adj. Al grey-brown	Quadruple MSE 500 on-roof mounting kit Colour: Bronze anodised, similar to RAL 8019 (grey-brown) Order roof anchor and OneTurn separately, at least: 8	259 764	11	391.06 1 kit

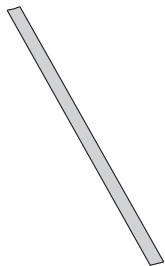
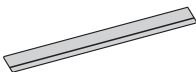
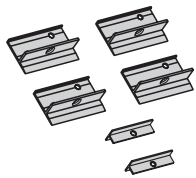


Article group	Description	Article information	Art. No.	DG	Price [£] PU
Schüco MSE 500 On-roof					
	2-on-roof-ptr/abv Al grey	Double MSE 500 on-roof mounting kit Mounting rails and fixings for two Schüco Premium solar units: Premium collectors and Premium PV modules. Solar unit arrangement: Portrait/one above the other Dimensions (H x W): 4358 x 1256 mm Colour: Anodised grey, similar to RAL 7035 (light grey) Order roof anchor and OneTurn separately, at least: 6	259 757	11	237.35 1 kit
	2-on-roof-ptr/abv Al grey-brown	Double MSE 500 on-roof mounting kit Colour: Bronze anodised, similar to RAL 8019 (grey-brown) Order roof anchor and OneTurn separately, at least: 6	259 767	11	237.35 1 kit
	1-on-roof-lsc Al grey	Single MSE 500 on-roof mounting kit Mounting rails and fixings for a Schüco collector or a Schüco PV module from the Premium range. Solar unit arrangement: Landscape Dimensions (H x W): 1256 x 2156 mm Colour: Anodised grey, similar to RAL 7035 (light grey) Order roof anchor and OneTurn separately, at least: 4	259 755	11	167.29 1 kit
	1-on-roof-lsc Al grey-brown	Single MSE 500 on-roof mounting kit Colour: Bronze anodised, similar to RAL 8019 (grey-brown) Order roof anchor and OneTurn separately, at least: 4	259 765	11	167.29 1 kit
	2-on-roof-lsc/abv Al grey	Double MSE 500 on-roof mounting kit Mounting rails and fixings for two Schüco Premium solar units: Premium collectors and Premium PV modules Solar unit arrangement: Landscape/ one above the other Dimensions (H x W): 2558 x 2156 mm Colour: Anodised grey, similar to RAL 7035 (light grey) Order roof anchor and OneTurn separately, at least: 6	259 758	11	208.75 1 kit
	2-on-roof-lsc/abv Al grey-brown	Double MSE 500 on-roof mounting kit Colour: Bronze anodised, similar to RAL 8019 (grey-brown) Order roof anchor and OneTurn separately, at least: 6	259 768	11	208.75 1 kit
	3-on-roof-lsc/abv Al grey	Triple MSE 500 on-roof mounting kit Mounting rails and fixings for three Schüco Premium solar units: Premium collectors and Premium PV modules Solar unit arrangement: Landscape/ one above the other Dimensions (H x W): 3860 x 2156 mm Colour: Anodised grey, similar to RAL 7035 (light grey) Order roof anchor and OneTurn separately, at least: 6	259 759	11	373.18 1 kit
	3-on-roof-lsc/abv Al grey-brown	Triple MSE 500 on-roof mounting kit Colour: Bronze anodised, similar to RAL 8019 (grey-brown) Order roof anchor and OneTurn separately, at least: 6	259 769	11	373.18 1 kit
	4-on-roof-lsc/abv Al grey	Quadruple MSE 500 on-roof mounting kit Mounting rails and fixings for four Schüco Premium solar units: Premium collectors and Premium PV modules Solar unit arrangement: Landscape/ one above the other Dimensions (H x W): 5162 x 2156 mm Colour: Anodised grey, similar to RAL 7035 (light grey) Order roof anchor and OneTurn separately, at least: 8	259 760	11	448.96 1 kit
	4-on-roof-lsc/abv Al grey-brown	Quadruple MSE 500 on-roof mounting kit Colour: Bronze anodised, similar to RAL 8019 (grey-brown) Order roof anchor and OneTurn separately, at least: 8	259 770	11	448.96 1 kit

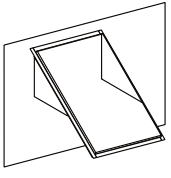
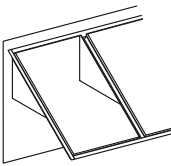

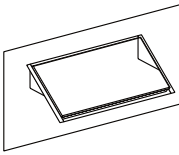
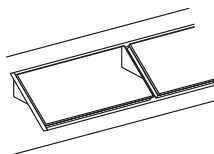
Article group	Description	Article information	Art. No.	DG	Price [€] PU
Schüco MSE 500 On-roof					
	2-on-roof-lsc/adj Al grey	Double MSE 500 on-roof mounting kit Mounting rails and fixings for two Schüco Premium solar units: Premium collectors and Premium PV modules Solar unit arrangement: Landscape/adjacent Dimensions (H x W): 1256 x 4358 mm Colour: Anodised grey, similar to RAL 7035 (light grey) Order roof anchor and OneTurn separately, at least: 8	259 756	11	230.20 1 kit
	2-on-roof-lsc/adj Al grey-brown	Double MSE 500 on-roof mounting kit Colour: Bronze anodised, similar to RAL 8019 (grey-brown) Order roof anchor and OneTurn separately, at least: 8	259 766	11	230.20 1 kit
	Cover profile Al grey	To combine several on-roof mounting kits A mounting rail with a special guide. When multiple MSE 500 on-roof mounting kits are used, the cover profile is pushed onto the connector of the lower mounting rails and fixed using the centre screw, to give the appearance of a continuous mounting rail. Length: 78 mm Colour: Anodised grey, similar to RAL 7035 (light grey)	259 771	11	6.43 1 kit
	Cover profile Al grey-brown	To combine several on-roof mounting kits Length: 78 mm Colour: Bronze anodised, similar to RAL 8019 (grey-brown)	259 772	11	6.43 1 kit
	Connector kit/2	To connect mounting rails The connector kit combines the mounting rails from the MSE 500 on-roof mounting kit and fixes it with two punching screws. This simplifies the alignment. Not load-bearing. Contents: 2 x Connectors 6 x Punching screws Length: 155 mm Material: Aluminium, mill finish	259 773	11	7.15 2
	Set of replacement parts, grey	Fixing components for MSE 500 on-roof mounting Replacement fixing components for the MSE 500 on-roof mounting system. Contents: 20 x Retaining clip kits 4 x Punching screws 4 x Anti-slip kits Material: Aluminium, mill finish	259 774	11	117.96 1 kit
	Set of replacement parts, grey-brown	Fixing components for MSE 500 on-roof mounting Contents: 20 x Retaining clip kits 4 x Punching screws 4 x Anti-slip kits Material: Aluminium, mill finish	259 776	11	134.40 1 kit


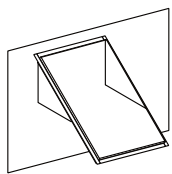
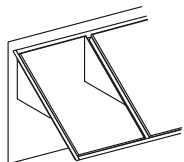

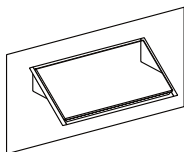
Article group	Description	Article information	Art. No.	DG	Price [£] PU
Schüco MSE 500 Flat roof					
	1-flat-roof-ptr-45°	<p>Single MSE 500 flat-roof mounting kit</p> <p>Mounting frames and fixings for a Schüco collector or a Schüco PV module from the Premium range, vertically mounted.</p> <p>Modular mounting system for portrait solar unit arrangement with a unit angle of 45°. One kit per solar unit</p> <p>Type of installation: Portrait Dimensions (H x W): 2156 x 1256 mm</p> <p>Colour: Anodised grey, similar to RAL 7035 (light grey)</p>	271 701	11	183.73 1 kit
	Flat-roof extension-ptr-45°	<p>Single extension flat-roof mounting kit</p> <p>Mounting frames and fixings for another solar unit from the Premium range, vertically mounted.</p> <p>Basic article required: 1-flat-roof-ptr-45° (271 701)</p> <p>Type of installation: Portrait Dimensions (H x W): 2156 x 1256 mm</p> <p>Colour: Anodised grey, similar to RAL 7035 (light grey)</p>	271 702	11	175.87 1 kit
	1-flat roof-lsc-45°	<p>Single MSE 500 flat-roof mounting kit</p> <p>Mounting frames and fixings for a Schüco collector or a Schüco PV module from the Premium range, horizontally mounted.</p> <p>Modular mounting system for landscape solar unit arrangement with a unit angle of 45°. One kit per solar unit</p> <p>Type of installation: Landscape Dimensions (H x W): 1256 x 2156 mm</p> <p>Colour: Anodised grey, similar to RAL 7035 (light grey)</p>	271 703	11	184.45 1 kit
	Flat-roof extension-lsc-45°	<p>Single extension flat-roof mounting kit</p> <p>Mounting frames and fixings for another solar unit from the Premium range, horizontally mounted.</p> <p>Basic article required: 1-flat roof-lsc-45° (271 703)</p> <p>Type of installation: Landscape Dimensions (H x W): 1256 x 2156 mm</p> <p>Colour: Anodised grey, similar to RAL 7035 (light grey)</p>	271 704	11	175.87 1 kit

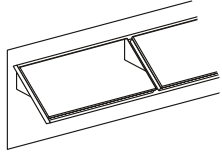

Article group	Description	Article information	Art. No.	DG	Price [£] PU
Schüco MSE 500 In-roof / complete roof					
	Corner base at 22°, portrait, grey	Corner base for MSE 500 in-roof Metal sheeting and watertight connection to roofing for roof inclines from 22° to 60°. Suitable for Schüco Premium solar collectors and Premium PV modules in portrait orientation. Contents: 1 x top cover plate, left 1 x top cover plate, right 1 x bottom cover plate, left 1 x bottom cover plate, right 2 x side cover plates Grips and nails Solar unit arrangement: Portrait Material: Aluminium Colour: Light grey, RAL 7035	271 632	11	228.77 1 kit
	Corner base at 22°, portrait, grey-brown	Corner base for MSE 500 in-roof Colour: Grey-brown, RAL 8019	271 633	11	228.77 1 kit
	Corner base at 22°, landscape, grey	Corner base for MSE 500 in-roof Metal sheeting and watertight connection to roofing for roof inclines from 22° to 60°. Suitable for Schüco Premium solar collectors and Premium PV modules in landscape orientation. Contents: 1 x top cover plate, left 1 x top cover plate, right 1 x bottom cover plate, left 1 x bottom cover plate, right 2 x side cover plates Grips and nails Solar unit arrangement: Landscape Material: Aluminium Colour: Light grey, RAL 7035	271 634	11	228.77 1 kit
	Corner base at 22°, landscape, grey-brown	Corner base for MSE 500 in-roof Colour: Grey-brown, RAL 8019	271 635	11	228.77 1 kit
	Horizontal extension, 22°, portrait, grey	Horizontal extension for MSE 500 in-roof Horizontal extension by an additional Premium solar unit. Contents: 1 x top cover plate extension 1 x bottom cover plate extension Solar unit arrangement: Portrait Material: Aluminium Basic article required: Corner base at 22°, portrait, grey (271 632) Colour: Light grey, RAL 7035	271 636	11	114.39 1 kit
	Horizontal extension, 22°, portrait, grey-brown	Horizontal extension for MSE 500 in-roof Basic article required: Corner base at 22°, portrait, grey-brown (271 633) Colour: Grey-brown, RAL 8019	271 637	11	114.39 1 kit
	Horizontal extension, 22°, landscape, grey	Horizontal extension for MSE 500 in-roof Horizontal extension by an additional Premium solar unit. Contents: 1 x top cover plate extension 1 x bottom cover plate extension Solar unit arrangement: Landscape Material: Aluminium Basic article required: Corner base at 22°, landscape, grey (271 634) Colour: Light grey, RAL 7035	271 638	11	117.96 1 kit
	Horizontal extension, 22°, landscape, grey-brown	Horizontal extension for MSE 500 in-roof Basic article required: Corner base at 22°, landscape, grey-brown (271 635) Colour: Grey-brown, RAL 8019	271 639	11	117.96 1 kit

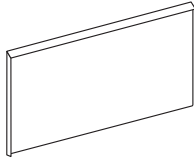
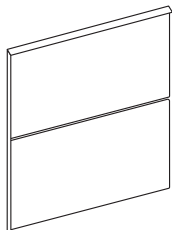
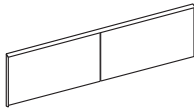
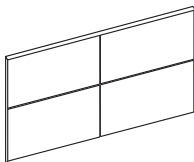

Article group	Description	Article information	Art. No.	DG	Price [£] PU
Schüco MSE 500 In-roof / complete roof					
	Vertical extension, portrait, grey	Vertical extension for MSE 500 in-roof Vertical extension by an additional Premium solar unit. Contents: 1 x side cover plate extension, left 1 x side cover plate extension, right Solar unit arrangement: Portrait Material: Aluminium Basic article required: Corner base, portrait Colour: Light grey, RAL 7035	271 640	11	85.79 1 kit
	Vertical extension, portrait, grey-brown	Vertical extension for MSE 500 in-roof Basic article required: Corner base, portrait Colour: Grey-brown, RAL 8019	271 641	11	85.79 1 kit
	Vertical extension, landscape, grey	Vertical extension for MSE 500 in-roof Vertical extension by an additional Premium solar unit. Contents: 1 x side cover plate extension, left 1 x side cover plate extension, right Solar unit arrangement: Landscape Material: Aluminium Basic article required: Corner base, landscape Colour: Light grey, RAL 7035	271 642	11	82.21 1 kit
	Vertical extension, landscape, grey-brown	Vertical extension for MSE 500 in-roof Basic article required: Corner base, landscape Colour: Grey-brown, RAL 8019	271 643	11	82.21 1 kit
	Horizontal retaining plate, portrait, grey	For MSE 500 in-roof To seal spaces between horizontal solar units in the in-roof mounting area. Requirements: Mount at least two portrait solar units one above the other. Contents: 1 x horizontal retaining plate for portrait solar unit arrangement Material: Aluminium Colour: Light grey, RAL 7035	271 644	11	39.32 1 kit
	Horizontal retaining plate, portrait, grey-brown	For MSE 500 in-roof Colour: Grey-brown, RAL 8019	271 645	11	39.32 1 kit
	Horizontal retaining plate, landscape, grey	For MSE 500 in-roof To seal spaces between horizontal solar units in the in-roof mounting area. Requirements: Mount at least two landscape solar units one above the other. Contents: 1 x horizontal retaining plate for landscape solar unit arrangement Material: Aluminium Colour: Light grey, RAL 7035	271 646	11	42.89 1 kit
	Horizontal retaining plate, landscape, grey-brown	For MSE 500 in-roof Colour: Grey-brown, RAL 8019	271 647	11	42.89 1 kit

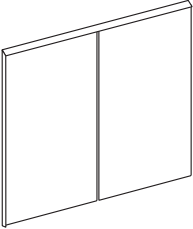
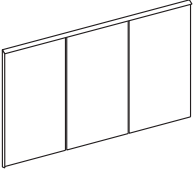
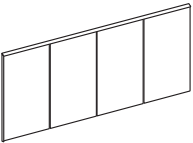



Article group	Description	Article information	Art. No.	DG	Price [£] PU
Schüco MSE 500 In-roof / complete roof					
	Vertical retaining plate, portrait, grey	For MSE 500 in-roof To seal spaces between vertical solar units in the in-roof mounting area. Requirements: Mount at least two portrait solar units adjacent to one another Contents: 1 x vertical cover rail 1 x watertight, vertical bottom plate Solar unit arrangement: Portrait Material: Aluminium Colour: Light grey, RAL 7035	271 648	11	42.89 1 kit
	Vertical retaining plate, portrait, grey-brown	For MSE 500 in-roof Colour: Grey-brown, RAL 8019	271 649	11	42.89 1 kit
	Vertical retaining plate, landscape, grey	For MSE 500 in-roof To seal spaces between vertical solar units in the in-roof mounting area. Requirements: Mount at least two portrait solar units adjacent to one another Contents: 1 x vertical cover rail 1 x watertight, vertical bottom plate Solar unit arrangement: Landscape Material: Aluminium Colour: Light grey, RAL 7035	271 650	11	39.32 1 kit
	Vertical retaining plate, landscape, grey-brown	For MSE 500 in-roof Colour: Grey-brown, RAL 8019	271 651	11	39.32 1 kit
	Fixing kit	MSE 500 in-roof clips To fix solar units to the additional mounting battens. Spacers make it easier to position the solar units so that the gap is correct for the system. One fixing kit per solar unit Contents: 4 x in-roof clips 2 x spacers	271 665	11	14.30 1 kit
	Mounting batten 2	For extending the mounting kit Additional mounting batten for extending the mounting kit or for lining. Length: 2000 mm Dimensions (H x W): 30 x 90 mm	221 272	11	7.15 1
	Foam wedge	For in-roof installation The foam wedge can be glued to the cover frame as a support for the roof tiles. Can be used depending on local conditions. Length: 1000 mm	221 170	11	5.00 1 m





Article group	Description	Article information	Art. No.	DG	Price [£] PU
Premium line Canopy					
	1-canopy ptr-30°-Al grey	Single Premium canopy mounting kit, portrait Angle: 30° Supports, connecting tube, transom cover, coupling plate, fixings Suitable for: Schüco Premium solar collectors and PV modules Required: One kit per collector array. Also required: ...-canopy attachment kit-ptr-30° Fixing bolts for building structure supplied by customer. Colour: Grey, RAL 7035 (light grey)	221 396	11	530.46 1 kit
	Canopy extension ptr-30°-Al grey	Premium canopy extension, portrait Angle: 30° Supports, connecting tube, transom cover, coupling plate, fixings Suitable for: Schüco Premium solar collectors and PV modules Required: One kit for each additional solar unit. Fixing bolts for building structure supplied by customer. Colour: Grey, RAL 7035 (light grey)	221 397	11	319.57 1 kit
	1-canopy attachment kit-ptr-30° Al Grey	Premium canopy attachment kit, portrait Arrangement: Portrait, 30° Colour: Grey, RAL 7035 (light grey)	221 407	11	122.25 1 kit
	2-canopy attachment kit-ptr-30° Al Grey	Premium canopy attachment kit, portrait	221 398	11	133.69 1 kit
	3-canopy attachment kit-ptr-30° Al Grey	Premium canopy attachment kit, portrait	221 399	11	141.55 1 kit
	4-canopy attachment kit-ptr-30° Al Grey	Premium canopy attachment kit, portrait	221 424	11	152.99 1 kit
	1-canopy lsc-30° Al grey	Single Premium canopy mounting kit, landscape Angle: 30° Supports, connecting tube, transom cover, coupling plate, fixings Suitable for: Schüco Premium solar collectors and PV modules Required: One kit per collector array. Also required: ...-canopy attachment kit-lsc-30° Fixing bolts for building structure supplied by customer. Colour: Grey, RAL 7035 (light grey)	221 401	11	457.54 1 kit
	Canopy extension lsc-30° Al grey	Premium canopy extension, landscape Angle: 30° Supports, connecting tube, transom cover, coupling plate, fixings Suitable for: Schüco Premium solar collectors and PV modules Required: One kit for each additional solar unit. Fixing bolts for building structure supplied by customer. Colour: Grey, RAL 7035 (light grey)	221 402	11	296.69 1 kit

Article group	Description	Article information	Art. No.	DG	Price [£] PU
Premium line Canopy					
	1-canopy attachment kit lsc-30° Al Grey	Premium canopy attachment kit, landscape Wall attachment sheet, guttering, water drainage plate, 2 side covers, 2 water spouts, fixings Attachment kit for modular canopy installation system. Orientation: landscape, 30° Colour: Grey, RAL 7035 (light grey)	221 403	11	160.14 1 kit
	2-canopy attachment kit lsc-30° Al Grey	Premium canopy attachment kit, landscape	221 404	11	244.50 1 kit
	3-canopy attachment kit lsc-30° Al Grey	Premium canopy attachment kit, landscape	221 405	11	338.15 1 kit
	4-canopy attachment kit lsc-30° Al Grey	Premium canopy attachment kit, landscape	221 406	11	417.51 1 kit
	1-canopy ptr-45°-Al grey	Single Premium canopy mounting kit, portrait Angle: 45° Supports, connecting tube, transom cover, coupling plate, fixings Suitable for: Schüco Premium solar collectors and PV modules Required: One kit per collector array. Also required: ...-canopy attachment kit-ptr-45° Fixing bolts for building structure supplied by customer. Colour: Grey, RAL 7035 (light grey)	221 408	11	530.46 1 kit
	Canopy extension ptr-45°-Al grey	Premium canopy extension, portrait Angle: 45° Supports, connecting tube, transom cover, coupling plate, fixings Suitable for: Schüco Premium solar collectors and PV modules Required: One kit for each additional solar unit. Fixing bolts for building structure supplied by customer. Colour: Grey, RAL 7035 (light grey)	221 400	11	319.57 1 kit
	1-canopy attachment kit-ptr-45° Al Grey	Premium canopy attachment kit, portrait Arrangement: Portrait, 45° Colour: Grey, RAL 7035 (light grey)	221 409	11	122.25 1 kit
	2-canopy attachment kit-ptr-45° Al Grey	Premium canopy attachment kit, portrait	221 410	11	133.69 1 kit
	3-canopy attachment kit-ptr-45° Al Grey	Premium canopy attachment kit, portrait	221 411	11	141.55 1 kit
	4-canopy attachment kit-ptr-45° Al Grey	Premium canopy attachment kit, portrait	221 412	11	152.99 1 kit
	1-canopy lsc-45° Al grey	Single Premium canopy mounting kit, landscape Angle : 45° Supports, connecting tube, transom cover, coupling plate, fixings Suitable for: Schüco Premium solar collectors and PV modules Required: One kit per collector array. Also required: ...-canopy attachment kit-lsc-30° Fixing bolts for building structure supplied by customer. Colour: Grey, RAL 7035 (light grey)	221 413	11	457.54 1 kit

Article group	Description	Article information	Art. No.	DG	Price [£] PU
Premium line Canopy					
	Canopy extension lsc-45° Al grey	Premium canopy extension, landscape Angle: 45° Supports, connecting tube, transom cover, coupling plate, fixings Suitable for: Schüco Premium solar collectors and PV modules Required: One kit for each additional solar unit. Fixing bolts for building structure supplied by customer. Colour: Grey, RAL 7035 (light grey)	221 414	11	296.69 1 kit
		1-canopy attachment kit lsc-45° Al Grey	Premium canopy attachment kit, landscape Wall attachment sheet, guttering, water drainage plate, 2 side covers, 2 water spouts, fixings Attachment kit for modular canopy installation system. Orientation: landscape, 45°. Colour: Grey, RAL 7035 (light grey)	221 415	11
	2-canopy attachment kit lsc-45° Al Grey	Premium canopy attachment kit, landscape	221 416	11	244.50 1 kit
	3-canopy attachment kit lsc-45° Al Grey	Premium canopy attachment kit, landscape	221 417	11	338.15 1 kit
	4-canopy attachment kit lsc-45° Al Grey	Premium canopy attachment kit, landscape	221 418	11	417.51 1 kit

Article group	Description	Article information	Art. No.	DG	Price [£] PU
Premium line Small façades					
	1-small façade lsc AI grey	<p>Single Premium installation system</p> <p>Arrangement: Landscape Mounting rails, edge plates, fixing material</p> <p>Suitable for Schüco Premium solar collectors and PV modules</p> <p>The solar units are fixed to the façade using mounting rails and clips. The edge plates create a cohesive appearance.</p> <p>Colour: Grey, RAL 7035 (light grey)</p> <p>Fixing bolts for building structure supplied by customer.</p>	221 188	11	285.96 1 kit
	2-small façade lsc/abv AI grey	<p>Double Premium installation system</p> <p>Arrangement: 2 Solar units, landscape/one above the other Mounting rails, edge plates, fixing material</p> <p>Suitable for: Suitable for Schüco Premium solar collectors and PV modules</p> <p>The solar units are fixed to the façade using mounting rails and clips. The edge plates create a cohesive appearance.</p> <p>Colour: Grey, RAL 7035 (light grey)</p> <p>Fixing bolts for building structure supplied by customer.</p>	221 189	11	455.40 1 kit
	2-small façade lsc/adj AI grey	<p>For 2 Premium solar units</p> <p>Arrangement: 2 Solar units, landscape/adjacent to one another Mounting rails, edge plates, fixing material</p> <p>Suitable for: Schüco Premium solar collectors and PV modules</p> <p>The solar units are fixed to the façade using mounting rails and clips. The edge plates create a cohesive appearance.</p> <p>Colour: Grey, RAL 7035 (light grey)</p> <p>Fixing bolts for building structure supplied by customer.</p>	221 190	11	463.98 1 kit
	4-small façade lsc/ adj+abv AI grey	<p>Quadruple Premium installation system</p> <p>Arrangement: 4 solar units, landscape/adjacent and one above the other Mounting rails, edge plates, fixing material</p> <p>Suitable for: Schüco Premium solar collectors and PV modules</p> <p>The solar units are fixed to the façade using mounting rails and clips. The edge plates create a cohesive appearance.</p> <p>Colour: Grey, RAL 7035 (light grey)</p> <p>Fixing bolts for building structure supplied by customer.</p>	221 191	11	690.60 1 kit
	1-small façade-ptv AI Grey	<p>Single Premium installation system, portrait</p> <p>Arrangement: 1 Solar unit, portrait Mounting rails, edge plates, fixing material</p> <p>Suitable for: Schüco Premium solar collectors and PV modules</p> <p>The solar units are fixed to the façade using mounting rails and clips. The edge plates create a cohesive appearance.</p> <p>Colour: Grey, RAL 7035 (light grey)</p> <p>Fixing bolts for building structure supplied by customer.</p>	221 194	11	276.67 1 kit

Article group	Description	Article information	Art. No.	DG	Price [£] PU
Premium line Small façades					
	2-small façade- ptr/adj Al grey	<p>Double Premium installation system</p> <p>Arrangement: 2 Solar units, portrait/adjacent to one another Mounting rails, edge plates, fixing material</p> <p>Suitable for: Schüco Premium solar collectors and PV modules</p> <p>The solar units are fixed to the façade using mounting rails and clips. The edge plates create a cohesive appearance.</p> <p>Colour: Grey, RAL 7035 (light grey)</p> <p>Fixing bolts for building structure supplied by customer.</p>	221 195	11	434.67 1 kit
	3-small façade- ptr/adj Al grey	<p>Triple Premium installation system</p> <p>Arrangement: 3 Solar units, portrait/adjacent to one another Mounting rails, edge plates, fixing material</p> <p>Suitable for: Schüco Premium solar collectors and PV modules</p> <p>The solar units are fixed to the façade using mounting rails and clips. The edge plates create a cohesive appearance.</p> <p>Colour: Grey, RAL 7035 (light grey)</p> <p>Fixing bolts for building structure supplied by customer.</p>	221 196	11	636.27 1 kit
	4-small façade- ptr/adj Al grey	<p>Quadruple Premium installation system</p> <p>Arrangement: 4 Solar units, portrait/adjacent to one another Mounting rails, edge plates, fixing material</p> <p>Suitable for: Schüco Premium solar collectors and PV modules</p> <p>The solar units are fixed to the façade using mounting rails and clips. The edge plates create a cohesive appearance.</p> <p>Colour: Grey, RAL 7035 (light grey)</p> <p>Fixing bolts for building structure supplied by customer.</p>	221 185	11	801.42 1 kit
	Small façade bracket kit/ptr	<p>Single Premium set of clips</p> <p>For fixing the solar units.</p> <p>Mounting rails, fixing material Required: One kit per solar unit.</p> <p>Fixing bolts for building structure supplied by customer.</p> <p>Arrangement: Portrait</p>	221 192	11	105.09 1 kit
	Small façade bracket kit/lsc	<p>For 1 Premium solar unit, landscape</p> <p>For fixing the solar units.</p> <p>Mounting rails, fixing material Required: One kit per solar unit.</p> <p>Fixing bolts for building structure supplied by customer.</p> <p>Arrangement: Landscape</p>	221 193	11	76.50 1 kit
	Small façade extension ptr/abv	<p>For single Premium solar unit</p> <p>Edge plates, fixing material.</p> <p>For extending the solar unit.</p> <p>Arrangement: Portrait/one above the other</p>	221 197	11	108.67 1 kit

Article group	Description	Article information	Art. No.	DG	Price [€] PU
Premium line Small façades					
	Small façade extension lsc/abv	For single Premium solar unit Edge plates, fixing materials. For extending the solar unit. Arrangement: Landscape/ one above the other	221 198	11	87.93 1 kit
	Small façade extension ptr/adj	For single Premium solar unit Edge plates, fixing material. For extending the solar unit. Arrangement: Portrait/adjacent	221 391	11	132.26 1 kit
	Small façade extension lsc/adj	For single Premium solar unit Edge plates, fixing materials. For extending the solar unit. Arrangement: Landscape/adjacent	221 392	11	147.27 1 kit
	Coupling plate/6	For small façades To seal the space between solar units when extending the collector array. Like the centre plates, the coupling plate is incorporated into the frame. To be used on both sides. Length: 6 m Colour: Brown, RAL 8019 (grey-brown) Grey, RAL 7035 (light grey)	221 168	11	12.15 6 m

Solar products





Mounting system Schüco MSE 210




Mounting system Schüco MSE 210


- Mounting rails
- OneTurn retaining clip
- Retaining clip with screw and anchor block
- Laminate retaining clip
- Accessories
- Roof fixings
- Flat roof
- In-roof
- Ground-mounted support posts
- Ground-mounted


62


Mounting system
Schüco MSE 210


Article group	Description	Article information	Art. No.	DG	Price [£] PU
Schüco MSE 210 Mounting rails					
	BP 085 S	Mounting rail BP 085 S Mounting rail with two functional sides to mount PV modules. Will support span widths as shown in the planning guide and the installation and operating instructions. Material: Aluminium, mill finish Dimensions (L x W x H): 6180 x 25 x 25 mm Ix: 1.23 cm ⁴ Always specify the quantity when ordering.	259 721	11	31.46 1
		BP 085 S mounting rail From 50, 10% discount			1
		BP 085 S mounting rail From 150, 20% discount			1
		BP 085 S mounting rail From 250, 30% discount			1
	BP 130 S	Mounting rail BP 130 S Mounting rail with two functional sides to mount PV modules. Will support span widths as shown in the planning guide and the installation and operating instructions. Material: Aluminium, mill finish Dimensions (L x W x H): 6180 x 32 x 50 mm Ix: 8.36 cm ⁴ Always specify the quantity when ordering.	259 724	11	37.89 1
		BP 130 S mounting rail From 60, 10% discount			1
		BP 130 S mounting rail From 180, 20% discount			1
		BP 130 S mounting rail From 300, 30% discount			1
	BP 160 S	Mounting rail BP 160 S Mounting rail with three functional sides to mount PV modules. Will support span widths as shown in the planning guide and the installation and operating instructions. Material: Aluminium, mill finish Dimensions (L x W x H): 6180 x 40 x 40 mm Ix: 7.26 cm ⁴ Always specify the quantity when ordering.	259 725	11	52.19 1
		BP 160 S mounting rail From 72, 10% discount			1
		BP 160 S mounting rail From 216, 20% discount			1
		BP 160 S mounting rail From 360, 30% discount			1
	BP 215 S	Mounting rail BP 215 S Mounting rail with two functional sides to mount PV modules. Will support span widths as shown in the planning guide and the installation and operating instructions. Material: Aluminium, mill finish Dimensions (L x W x H): 6180 x 40 x 55 mm Ix: 18.7 cm ⁴ Always specify the quantity when ordering.	259 726	11	69.35 1
		BP 215 S mounting rail From 60, 10% discount			1
		BP 215 S mounting rail From 180, 20% discount			1
		BP 215 S mounting rail From 300, 30% discount			1


Article group	Description	Article information	Art. No.	DG	Price [£] PU
Schüco MSE 210 Mounting rails					
	BP 030 T	BP 030 T trapezoidal mounting rail Mounting rail to mount PV modules on roof coverings with trapezoidal corrugations. Will support span widths as shown in the planning guide and the installation and operating instructions. Material: Aluminium, mill finish Dimensions (L x W x H): 6180 x 52,6 x 17,5 mm Ix: 0.78 cm ⁴ Always specify the quantity when ordering.	259 720	11	35.75 1
		BP 030 T trapezoidal mounting rail From 100, 10% discount			1
		BP 030 T trapezoidal mounting rail From 300, 20% discount			1
		BP 030 T trapezoidal mounting rail From 500, 30% discount			1
	BP 165 H	BP 165 H horizontal mounting rail Mounting rail to mount PV modules with BP 170 V. Suitable as a horizontal mounting rail for cruciform installation. Fixed to BP 170 V with cruciform bracket 259 716. Will support span widths as shown in the planning guide and the installation and operating instructions. Material: Aluminium, mill finish Dimensions (L x W x H): 6180 x 45 x 45 mm Ix: 9.97 cm ⁴ Always specify the quantity when ordering.	259 723	11	50.76 1
		BP 165 H horizontal mounting rail From 48, 10% discount			1
		BP 165 H horizontal mounting rail From 144, 20% discount			1
		BP 165 H horizontal mounting rail From 240, 30% discount			1
	BP 170 V	BP 170 V vertical mounting rail Mounting rail with two grooves for fixing the vertical mounting/cruciform installation of PV modules. Will support span widths as shown in the planning guide and the installation and operating instructions. Material: Aluminium, mill finish Dimensions (L x W x H): 6180 x 25 x 52 mm Ix: 8.43 cm ⁴ Always specify the quantity when ordering.	259 722	11	51.47 1
		BP 170 V vertical mounting rail From 80, 10% discount			1
		BP 170 V vertical mounting rail From 240, 20% discount			1
		BP 170 V vertical mounting rail From 400, 30% discount			1


Article group	Description	Article information	Art. No.	DG	Price [£] PU
Schüco MSE 210 OneTurn retaining clips					
	OT-KH 1-1	End retaining clip External fixing of the modules onto a mounting rail using OneTurn technology. Required per end module: 2 Contents: Retaining clip OneTurn	249 783	11	98.66 50 kits
	OT-KH 2-1	End retaining clip	249 785	11	98.66 50 kits
	OT-KH 5-1	End retaining clip	249 791	11	98.66 50 kits
	OT-KH 6-1	End retaining clip Use: Schüco: S 120-SP-4, S 125-SP-4, S 165-SP-4, S 170-SP-4, S 175-SP-4, S 180-SP-4, S 165-SPU, S 170-SPU, S175 SPU-4, S180 SPU-4, Schüco MPE PS 03	249 793	11	98.66 50 kits
	OT-KH 7-1	End retaining clip	249 795	11	98.66 50 kits
	OT-KH 8-1	End retaining clip	249 797	11	98.66 50 kits
	OT-KH 9-1	End retaining clip, black	249 799	11	122.96 50 kits
	OT-KH 10-1	End retaining clip	249 801	11	98.66 50 kits
	OT-KH 11-1	End retaining clip, black	249 803	11	122.96 50 kits
	OT-KH 12-1	End retaining clip	249 805	11	98.66 50 kits
	OT-KH 13-1	End retaining clip	249 807	11	98.66 50 kits
	OT-KH 14-1	End retaining clip Use: Schüco: SMG-SE	249 809	11	98.66 50 kits
	OT-KH 17-1	End retaining clip Use: Schüco: S 158-SP/2, S 158-SP/4	249 815	11	98.66 50 kits
	OT-KH 18-1	End retaining clip	249 817	11	98.66 50 kits
	OT-KH 19-1	End retaining clip	249 819	11	98.66 50 kits
	OT-KH 21-1	End retaining clip	249 823	11	98.66 50 kits
	OT-KH 22-1	End retaining clip	249 825	11	98.66 50 kits
	OT-KH 23-1	End retaining clip	249 827	11	98.66 50 kits
	OT-KH 26-1	End retaining clip	249 833	11	98.66 50 kits
	OT-KH 29-1	End retaining clip	249 837	11	98.66 50 kits
OT-KH 30-1	End retaining clip, bronze	249 839	11	122.96 50 kits	
OT-KH 31-1	End retaining clip	249 841	11	98.66 50 kits	
OT-KH 32-1	End retaining clip, black	249 843	11	122.96 50 kits	
OT-KH 33-1	End retaining clip	249 845	11	98.66 50 kits	
OT-KH 34-1	End retaining clip	249 847	11	98.66 50 kits	
OT-KH 35-1	End retaining clip	249 849	11	98.66 50 kits	



Article group	Description	Article information	Art. No.	DG	Price [£] PU
	Schüco MSE 210 OneTurn retaining clips				
	OT-KH 38-1	End retaining clip Use: Schüco frame type 1: SMT-1, SMT-2, SMT-3, SMC-1, SMC-2 SME-1, SMR-1, SMS-1, SMS-2, SMS-3, SMY-1, SMY-2	249 781	11	98.66 50 kits
	OT-KH 39-1	End retaining clip, black Use: Schüco CIS: SPV 70-TF, SPV 75-TF, SPV 80-TF Schüco MPE 70 CS 10, Schüco MPE 75 CS 10, Schüco MPE 80 CS 10	256 047	11	122.96 50 kits
	OT-KH 40-1	End retaining clip	256 325	11	98.66 50 kits
	OT-KH 41-1	End retaining clip Use: Schüco frame type 2: SPA-1, SPA-2, SPA-3, SPA-4 SPC-1, SPC-2, SPS-1, SPS-2, SPS-3	256 329	11	98.66 50 kits
	OT-KH 43-1	End retaining clip Use: Schüco frame type 3: SMG-1, SMG-2, SPG-1, SPH-1, SPH-2 SMS-1, SMS-2, SMS-3, SPS-1, SPS-2, SPS-3 SMC-2, SMC-3, MS 05, PS 05	256 101	11	98.66 50 kits
	OT-KH 44-1	End retaining clip Use: Schüco SMJ-S; SMJ-S1	257 064	11	98.66 50 kits
	OT-KH 45-1	End retaining clip, black	257 146	11	122.96 50 kits
	OT-KH 46-1	End retaining clip Use: Schüco: SPG-S	257 222	11	98.66 50 kits
	OT-KH 47-1	End retaining clip Use: Schüco: SPJ-S	257 321	11	98.66 50 kits
	OT-KH 48-1	End retaining clip, black	257 339	11	122.96 50 kits
	OT-KH 49-1	End retaining clip, black Use: Schüco: AS 01	257 696	11	1,486.30 500 kits
	OT-KH 50-1	End retaining clip, black Use: Schüco: MPE AS 01	257 892	11	1,486.30 500 kits
	OT-KH 51-1	End retaining clip Use: Schüco: MPE MS 05, PS 05	257 896	11	98.66 50 kits
	OT-KH 52-1	End retaining clip, black Use: Schüco frame type 3 Schüco: MS 04	259 028	11	122.96 50 kits
	OT-KH 53-1	End retaining clip, black Use: Schüco frame type 3.1	259 032	11	122.96 50 kits
OT-KH 54-1	End retaining clip, bronze Use: Schüco frame type 3.1	259 246	11	122.96 50 kits	
OT-KH 55-1	End retaining clip Use: Schüco frame type 3.1	259 615	11	98.66 50 kits	
OT-KH 57-1	End retaining clip Length: 50 mm	259 789	11	1,079.52 500 kits	


Article group	Description	Article information	Art. No.	DG	Price [£] PU
Schüco MSE 210 OneTurn retaining clips					
	OT-KH 1-2	Intermediate retaining clip Central fixing of the modules on a mounting rail using OneTurn technology. Required per space between modules: 2 Contents: Retaining clip OneTurn	249 784	11	106.52 50 kits
	OT-KH 2-2	Intermediate retaining clip	249 786	11	106.52 50 kits
	OT-KH 5-2	Intermediate retaining clip	249 792	11	106.52 50 kits
	OT-KH 6-2	Intermediate retaining clip Use: Schüco: S 120-SP-4, S 125-SP-4, S 165-SP-4, S 170-SP-4, S 175-SP-4, S 180-SP-4, S 165-SPU, S 170-SPU, S175 SPU-4, S180 SPU-4, Schüco MPE PS 03	249 794	11	106.52 50 kits
	OT-KH 7-2	Intermediate retaining clip	249 796	11	106.52 50 kits
	OT-KH 8-2	Intermediate retaining clip	249 798	11	106.52 50 kits
	OT-KH 9-2	Intermediate retaining clip, black	249 800	11	131.54 50 kits
	OT-KH 10-2	Intermediate retaining clip	249 802	11	106.52 50 kits
	OT-KH 11-2	Intermediate retaining clip, black	249 804	11	131.54 50 kits
	OT-KH 12-2	Intermediate retaining clip	249 806	11	106.52 50 kits
	OT-KH 13-2	Intermediate retaining clip	249 808	11	106.52 50 kits
	OT-KH 14-2	Intermediate retaining clip Use: Schüco: SMG-SE	249 810	11	106.52 50 kits
	OT-KH 17-2	Intermediate retaining clip Use: Schüco: S 158-SP/2, S 158-SP/4	249 816	11	106.52 50 kits
	OT-KH 18-2	Intermediate retaining clip	249 818	11	106.52 50 kits
	OT-KH 19-2	Intermediate retaining clip	249 820	11	106.52 50 kits
	OT-KH 21-2	Intermediate retaining clip	249 824	11	106.52 50 kits
	OT-KH 22-2	Intermediate retaining clip	249 826	11	106.52 50 kits
	OT-KH 23-2	Intermediate retaining clip	249 828	11	106.52 50 kits
	OT-KH 26-2	Intermediate retaining clip	249 834	11	106.52 50 kits
	OT-KH 29-2	Intermediate retaining clip	249 838	11	106.52 50 kits
OT-KH 30-2	Intermediate retaining clip, bronze	249 840	11	131.54 50 kits	
OT-KH 31-2	Intermediate retaining clip	249 842	11	106.52 50 kits	
OT-KH 32-2	Intermediate retaining clip, black	249 844	11	131.54 50 kits	
OT-KH 33-2	Intermediate retaining clip	249 846	11	106.52 50 kits	
OT-KH 34-2	Intermediate retaining clip	249 848	11	106.52 50 kits	
OT-KH 35-2	Intermediate retaining clip	249 850	11	106.52 50 kits	

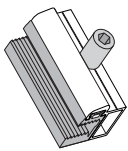
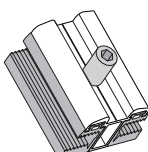
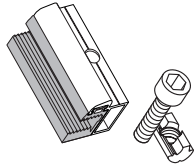
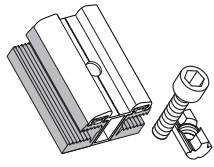
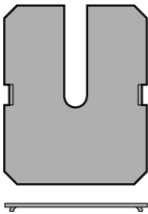
Article group	Description	Article information	Art. No.	DG	Price [£] PU
	Schüco MSE 210 OneTurn retaining clips				
	OT-KH 38-2	Intermediate retaining clip Use: Schüco frame type 1: SMT-1, SMT-2, SMT-3, SMC-1, SMC-2 SME-1, SMR-1, SMS-1, SMS-2, SMS-3, SMY-1, SMY-2	249 782	11	106.52 50 kits
	OT-KH 39-2	Intermediate retaining clip, black Use: Schüco CIS: SPV 70-TF, SPV 75-TF, SPV 80-TF Schüco MPE 70 CS 10, Schüco MPE 75 CS 10, Schüco MPE 80 CS 10	256 048	11	131.54 50 kits
	OT-KH 40-2	Intermediate retaining clip	256 326	11	106.52 50 kits
	OT-KH 42-2	Intermediate retaining clip Use: Schüco frame type 2: SPA-1, SPA-2, SPA-3, SPA-4, SPC-1, SPC-2, SPS-1, SPS-2, SPS-3	256 507	11	106.52 50 kits
	OT-KH 43-2	Intermediate retaining clip Use: Schüco frame type 3: SMG-1, SMG-2, SPG-1, SPH-1, SPH-2 SMS-1, SMS-2, SMS-3, SPS-1, SPS-2, SPS-3 SMC-2, SMC-3, MS 05, PS 05	256 103	11	106.52 50 kits
	OT-KH 44-2	Intermediate retaining clip Use: Schüco SMJ-S; SMJ-S1	257 065	11	106.52 50 kits
	OT-KH 45-2	Intermediate retaining clip, black	257 147	11	131.54 50 kits
	OT-KH 46-2	Intermediate retaining clip Use: Schüco: SPG-S	257 223	11	106.52 50 kits
	OT-KH 47-2	Intermediate retaining clip Use: Schüco: SPJ-S	257 322	11	106.52 50 kits
	OT-KH 48-2	Intermediate retaining clip, black	257 340	11	131.54 50 kits
	OT-KH 49-2	Intermediate retaining clip, black Use: Schüco: AS 01	257 697	11	2,984.04 1000 kits
	OT-KH 50-2	Intermediate retaining clip, black Use: Schüco: MPE AS 01	257 893	11	2,984.04 1000 kits
	OT-KH 51-2	Intermediate retaining clip Use: Schüco: MPE MS 05, PS 05	257 897	11	106.52 50 kits
	OT-KH 52-2	Intermediate retaining clip, black Use: Schüco frame type 3 Schüco: MS 04	259 029	11	131.54 50 kits
OT-KH 53-2	Intermediate retaining clip, black Use: Schüco frame type 3.1	259 033	11	131.54 50 kits	
OT-KH 54-2	Intermediate retaining clip, bronze Use: Schüco frame type 3.1	259 247	11	131.54 50 kits	
OT-KH 55-2	Intermediate retaining clip Use: Schüco frame type 3.1	259 616	11	106.52 50 kits	
OT-KH 57-2	Intermediate retaining clip Length: 50 mm	259 790	11	2,349.20 1000 kits	

Article group	Description	Article information	Art. No.	DG	Price [£] PU
Schüco MSE 210 Retaining clips					
	Retaining clip kit 1-1	End retaining clip External fixing of the modules on a mounting rail. Requirement per array: 4 Contents: End retaining clip M8 x 14 stainless steel screws Anchor blocks	221 260	11	67.20 50 kits
	Retaining clip kit 2-1	End retaining clip	221 284	11	67.20 50 kits
	Retaining clip kit 2-1	End retaining clip Without screws and anchor blocks	231 090	11	147.27 500
	Retaining clip kit 5-1	End retaining clip	221 180	11	67.20 50 kits
	Retaining clip kit 6-1	End retaining clip Use: Schüco: S 120-SP-4, S 125-SP-4, S 165-SP-4, S 170-SP-4, S 175-SP-4, S 180-SP-4, S 165-SPU, S 170-SPU, S 175 SPU-4, S 180, SPU-4 MPE PS 03 series	221 673	11	67.20 50 kits
	Retaining clip kit 6-1	End retaining clip Without screws and anchor blocks Use: Schüco: S 120-SP-4, S 125-SP-4, S 165-SP-4, S 170-SP-4, S 175-SP-4, S 180-SP-4, S 165-SPU, S 170-SPU, S 175 SPU-4, S 180, SPU-4 MPE PS 03 series	231 089	11	162.29 500 kits
	Retaining clip kit 7-1	End retaining clip	231 124	11	67.20 50 kits
	Retaining clip kit 8-1	End retaining clip	221 179	11	67.20 50 kits
	Retaining clip kit 9-1	End retaining clip, black	221 586	11	83.64 50 kits
	Retaining clip kit 10-1	End retaining clip	221 851	11	67.20 50 kits
	Retaining clip kit 11-1	End retaining clip, black	221 588	11	83.64 50 kits
	Retaining clip kit 12-1	End retaining clip	221 501	11	67.20 50 kits
	Retaining clip kit 13-1	End retaining clip	231 126	11	67.20 50 kits
	Retaining clip kit 14-1	End retaining clip Use: Schüco: SMG-SE	231 128	11	67.20 50 kits
	Retaining clip kit 17-1	End retaining clip Use: Schüco: S 158-SP/2, S 158-SP/4	221 286	11	67.20 50 kits
	Retaining clip kit 18-1	End retaining clip	221 503	11	67.20 50 kits
	Retaining clip kit 19-1	End retaining clip	221 719	11	67.20 50 kits
	Retaining clip kit 21-1	End retaining clip	231 181	11	67.20 50 kits
	Retaining clip kit 22-1	End retaining clip	231 141	11	67.20 50 kits
	Retaining clip kit 23-1	End retaining clip	221 239	11	67.20 50 kits
	Retaining clip kit 26-1	End retaining clip	231 266	11	67.20 50 kits
	Retaining clip kit 29-1	End retaining clip	231 686	11	67.20 50 kits
	Retaining clip kit 30-1	End retaining clip, bronze	231 689	11	83.64 50 kits
	Retaining clip kit 31-1	End retaining clip	231 703	11	67.20 50 kits
Retaining clip kit 32-1	End retaining clip, black	231 852	11	83.64 50 kits	
Retaining clip kit 33-1	End retaining clip	231 925	11	67.20 50 kits	
Retaining clip kit 34-1	End retaining clip	231 997	11	67.20 50 kits	

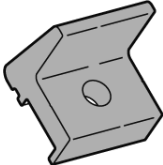





Article group	Description	Article information	Art. No.	DG	Price [£] PU
Schüco MSE 210 Retaining clips 	Retaining clip kit 35-1	End retaining clip	249 131	11	67.20 50 kits
	Retaining clip kit 38-1	End retaining clip Use: Schüco frame type 1: SMT-1, SMT-2, SMT-3, SMC-1, SMC-2 SME-1, SMR-1, SMS-1, SMS-2, SMS-3, SMY-1, SMY-2	249 550	11	67.20 50 kits
	Retaining clip kit 39-1	End retaining clip, schwarz Use: Schüco CIS: SPV 70-TF, SPV 75-TF, SPV 80-TF Schüco MPE 70 CS 10, Schüco MPE 75 CS 10 Schüco MPE 80 CS 10	256 169	11	83.64 50 kits
	Retaining clip kit 40-1	End retaining clip	256 323	11	67.20 50 kits
	Retaining clip kit 41-1	End retaining clip Use: Schüco frame type 2: SPA-1, SPA-2, SPC-1, SPC-2, SPS-1, SPS-2, SPS-3	256 327	11	67.20 50 kits
	Retaining clip kit 43-1	End retaining clip Use: Schüco frame type 3: SMG-1, SMG-2, SPG-1, SPH-1, SPH-2 SMS-1, SMS-2, SMS-3, SPS-1, SPS-2, SPS-3 SMC-2, SMC-3, MS 05, PS 05	256 097	11	67.20 50 kits
	Retaining clip kit 44-1	End retaining clip Use: Schüco: SMJ-S, SMJ-S1	257 062	11	67.20 50 kits
	Retaining clip kit 45-1	End retaining clip, black	257 184	11	83.64 50 kits
	Retaining clip kit 46-1	End retaining clip Use: Schüco: SPG-S	257 220	11	67.20 50 kits
	Retaining clip kit 47-1	End retaining clip Use: Schüco: SPJ-S	257 319	11	67.20 50 kits
	Retaining clip kit 48-1	End retaining clip, black	257 337	11	83.64 50 kits
	Retaining clip kit 51-1	End retaining clip Use: Schüco frame type 3.1	257 894	11	67.20 50 kits
	Retaining clip kit 52-1	End retaining clip, black Use: Schüco: frame type 3 Schüco: MS 04	259 026	11	83.64 50 kits
	Retaining clip kit 53-1	End retaining clip, black Use: Schüco frame type 3.1	259 030	11	83.64 50 kits
	Retaining clip kit 54-1	End retaining clip, bronze Use: Schüco frame type 3.1	259 244	11	83.64 50 kits
	Retaining clip kit 55-1	End retaining clip Use: Schüco frame type 3.1	259 613	11	67.20 50 kits
	Retaining clip kit 56-1	End retaining clip, black	259 709	11	83.64 50 kits


Article group	Description	Article information	Art. No.	DG	Price [£] PU
Schüco MSE 210 Retaining clips					
	Retaining clip kit 1-2	Intermediate retaining clip Central fixing of the modules on a mounting rail. Required per space between modules: 2 Contents: Intermediate retaining clip M8 x 14 screws Anchor block	221 261	11	75.07 50 kits
	Retaining clip kit 2-2	Intermediate retaining clip	221 285	11	75.07 50 kit
	Retaining clip kit 2-2	Intermediate retaining clip Without screws and anchor blocks	231 091	11	446.11 1000
	Retaining clip kit 5-2	Intermediate retaining clip	221 182	11	75.07 50 kits
	Retaining clip kit 6-2	Intermediate retaining clip Use: Schüco: S 120-SP-4, S 125-SP-4, S 165-SP-4, S 170-SP-4, S 175-SP-4, S 180-SP-4, S 165-SPU, S 170-SPU, S 175-SPU-4, S 180-SPU-4, MPE PS 03 series	221 674	11	75.07 50 kits
	Retaining clip kit 6-2	Intermediate retaining clip Without screws and anchor blocks Use: Schüco: S 120-SP-4, S 125-SP-4, S 165-SP-4, S 170-SP-4, S 175-SP-4, S 180-SP-4, S 165-SPU, S 170-SPU, S 175-SPU-4, S 180-SPU-4, MPE PS 03 series	231 092	11	467.55 1000 kits
	Retaining clip kit 7-2	Intermediate retaining clip	231 125	11	75.07 50 kits
	Retaining clip kit 8-2	Intermediate retaining clip	221 181	11	75.07 50 kits
	Retaining clip kit 9-2	Intermediate retaining clip, black	221 587	11	92.22 50 kits
	Retaining clip kit 10-2	Intermediate retaining clip	221 852	11	75.07 50 kits
	Retaining clip kit 11-2	Intermediate retaining clip, black	221 589	11	92.22 50 kits
	Retaining clip kit 12-2	Intermediate retaining clip	221 502	11	75.07 50 kits
	Retaining clip kit 13-2	Intermediate retaining clip	231 127	11	75.07 50 kits
	Retaining clip kit 14-2	Intermediate retaining clip Use: Schüco: SMG-SE	231 129	11	75.07 50 kits
	Retaining clip kit 17-2	Intermediate retaining clip Use: Schüco: S 158-SP/2, S 158-SP/4	221 287	11	75.07 50 kits
	Retaining clip kit 18-2	Intermediate retaining clip	221 504	11	75.07 50 kits
	Retaining clip kit 19-2	Intermediate retaining clip	221 720	11	75.07 50 kits
	Retaining clip kit 21-2	Intermediate retaining clip	231 182	11	75.07 50 kits
	Retaining clip kit 22-2	Intermediate retaining clip	231 142	11	75.07 50 kits
	Retaining clip kit 23-2	Intermediate retaining clip	221 240	11	75.07 50 kits
	Retaining clip kit 26-2	Intermediate retaining clip	231 267	11	75.07 50 kits
	Retaining clip kit 29-2	Intermediate retaining clip	231 687	11	75.07 50 kits
	Retaining clip kit 30-2	Intermediate retaining clip, bronze	231 690	11	92.22 50 kits
	Retaining clip kit 31-2	Intermediate retaining clip	231 704	11	75.07 50 kits
	Retaining clip kit 32-2	Intermediate retaining clip, black	231 853	11	92.22 50 kits
	Retaining clip kit 33-2	Intermediate retaining clip	231 926	11	75.07 50 kits

Article group	Description	Article information	Art. No.	DG	Price [£] PU
Schüco MSE 210 Retaining clips 	Retaining clip kit 34-2	Intermediate retaining clip	231 998	11	75.07 50 kits
	Retaining clip kit 35-2	Intermediate retaining clip	249 132	11	75.07 50 kits
	Retaining clip kit 38-2	Intermediate retaining clip Use: Schüco frame type 1: SMT-1, SMT-2, SMT-3, SMC-1, SMC-2 SME-1, SMR-1, SMS-1, SMS-2, SMS-3, SMY-1, SMY-2	249 551	11	75.07 50 kits
	Retaining clip kit 39-2	Intermediate retaining clip, black Schüco CIS: SPV 70-TF, SPV 75-TF, SPV 80-TF Schüco MPE 70 CS 10, Schüco MPE 75 CS 10 Schüco MPE 80 CS 10	256 170	11	92.22 50 kits
	Retaining clip kit 40-2	Intermediate retaining clip	256 324	11	75.07 50 kits
	Retaining clip kit 41-2	Intermediate retaining clip	256 328	11	75.07 50 kits
	Retaining clip kit 42-2	Intermediate retaining clip Use: Schüco frame type 2: SPA-1, SPA-2, SPC-1, SPC-2 SPS-1, SPS-2, SPS-3	256 509	11	75.07 50 kits
	Retaining clip kit 43-2	Intermediate retaining clip Use: Schüco frame type 3: SMG-1, SMG-2, SPG-1, SPH-1, SPH-2 SMS-1, SMS-2, SMS-3, SPS-1, SPS-2, SPS-3 SMC-2, SMC-3, MS 05, PS 05	256 099	11	75.07 50 kits
	Retaining clip kit 44-2	Intermediate retaining clip Use: Schüco: SMJ-S, SMJ-S1	257 063	11	75.07 50 kits
	Retaining clip kit 45-2	Intermediate retaining clip, black	257 145	11	92.22 50 kits
	Retaining clip kit 46-2	Intermediate retaining clip Use: Schüco: SPG-S	257 221	11	75.07 50 kits
	Retaining clip kit 47-2	Intermediate retaining clip Use: Schüco: SPJ-S	257 320	11	75.07 50 kits
	Retaining clip kit 48-2	Intermediate retaining clip, black	257 338	11	92.22 50 kits
	Retaining clip kit 51-2	Intermediate retaining clip Use: Schüco frame type 3.1	257 895	11	75.07 50 kits
	Retaining clip kit 52-2	Intermediate retaining clip, black Use: Schüco: frame type 3 Schüco: MS 04	259 027	11	92.22 50 kits
	Retaining clip kit 53-2	Intermediate retaining clip, black Use: Schüco frame type 3.1	259 031	11	92.22 50 kits
	Retaining clip kit 54-2	Intermediate retaining clip, bronze Use: Schüco frame type 3.1	259 245	11	92.22 50 kits
	Retaining clip kit 55-2	Intermediate retaining clip Use: Schüco frame type 3.1	259 614	11	75.07 50 kits
	Retaining clip kit 56-2	Intermediate retaining clip, black	259 710	11	92.22 50 kits

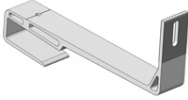




Article group	Description	Article information	Art. No.	DG	Price [£] PU
Schüco MSE 210 Laminate retaining clips					
	LSC-Single OT / 500	End retaining clip For fixing frameless PV modules to mounting rails. Certified for modules made by First Solar. The first and last module in an array are attached to the mounting rails using two LSC Singles. OneTurn technology ensures quick installation. Material: Aluminium, mill finish Contents: 500 LSC-Single OT 500 OneTurn screws OT 30 Permanently elastic laminate retainer made from weather-resistant EPDM.	259 039	11	996.59 500
	LSC-Double OT / 1000	Intermediate retaining clip For fixing frameless PV modules to mounting rails. Certified for modules made by First Solar. Two LSC Doubles are inserted between the modules to fix them to the mounting rails. OneTurn technology ensures quick installation. Material: Aluminium, mill finish Contents: 1000 LSC-Double OT 1000 OneTurn screws OT 30 Permanently elastic laminate retainer made from weather-resistant EPDM.	259 040	11	2,118.28 1000
	LSC-Single / 500	End retaining clip For fixing frameless PV modules to mounting rails. Certified for modules made by First Solar. The first and last module in an array are attached to the mounting rails using two LSC Singles. Material: Aluminium, mill finish Contents: 500 LSC-Single 500 M8 x 25 screws 500 Anchor blocks Permanently elastic laminate retainer made from weather-resistant EPDM.	259 041	11	836.45 500
	LSC-Double / 1000	Intermediate retaining clip For fixing frameless PV modules to mounting rails. Certified for modules made by First Solar. Two LSC Doubles are inserted between the modules to fix them to the mounting rails. Material: Aluminium, mill finish Contents: 1000 LSC-Double 1000 M8 x 25 screws 1000 Anchor blocks Permanently elastic laminate retainer made from weather-resistant EPDM.	259 042	11	1,858.77 1000
	LSC support	For LSC laminate retaining clip Base plate for LSC retaining clip To fix frameless PV modules to mounting rails with a surface area less than 40 mm. Can be fitted retrospectively. Material: Stainless steel Contents: 100 supports	259 934	11	64.34 100


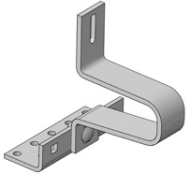
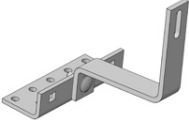
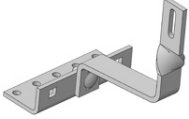
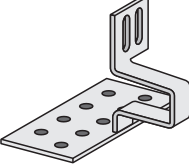
Article group	Description	Article information	Art. No.	DG	Price [£] PU
Schüco MSE 210 Laminate retaining clips					
	LC-1/100	End retaining clip For fixing frameless PV modules to mounting rails. Certified for PV laminates made by First Solar. The first and last module in an array is fixed to the ends of the mounting rails using two of these end retaining clips. Material: Retaining clip: Aluminium, mill finish Anchor block: Aluminium, mill finish Socket head screw: Stainless steel Permanently elastic laminate retainer made from weather-resistant EPDM	231 764	11	255.22 100
	LC-1/1000	End retaining clip	231 774	11	2,277.71 1000
	LC-2/100	Intermediate retaining clip For fixing frameless PV modules to mounting rails. Certified for PV laminates made by First Solar. Two of these intermediate retaining clips are inserted between these modules to fix the modules in position. Material: Retaining clip: Aluminium, mill finish Anchor block: Aluminium, mill finish Socket head screw: Stainless steel Permanently elastic laminate retainer made from weather-resistant EPDM	231 765	11	275.96 100
	LC-2/1000	Intermediate retaining clip	231 775	11	2,482.17 1000
	KHL 1/100	Laminate retaining clip For fixing frameless modules Suitable for: PV laminates made by First Solar	231 607	11	202.32 100
	Spacer 6.8/20	Spacer For use on the side of the laminate retaining clip (231 607) left free at the end of a row of laminates.	231 636	11	12.15 20
	Anti-slip device for unframed modules	Anti-slip device for PV modules For mounting rails running horizontally. Required for additional positive-locking of frameless laminates with angles of inclination greater than 25°. Width: 40 mm Adjustment range: 250 - 300 mm Material: Aluminium, mill finish	256 718	11	195.89 50

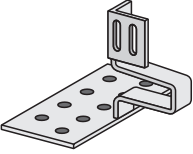
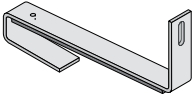
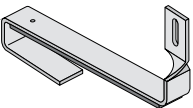
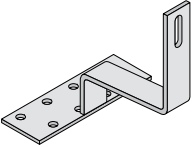
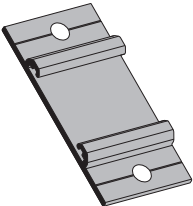
Article group	Description	Article information	Art. No.	DG	Price [£] PU
Schüco MSE 210 Accessories					
	Cruciform clip	For mounting rails To attach mounting rails running vertically and horizontally for cruciform installation (BP 170 V und BP 165 H) Material: Aluminium, mill finish Contents: 50 Cruciform clips 50 M8 x 29.5 mm punching screws 50 Anchor blocks	259 716	11	88.65 50
	Cruciform clip	For mounting rails For cruciform installation of the standard mounting rails in the on-roof area. Contents: 50 Cruciform clip, 40 x 83 mm, Aluminium, mill finish 100 Anchor blocks, Aluminium, mill finish 100 Punching screws, M8 x 20, Stainless steel	249 743	11	163.71 50
	PV module clip	Anti-slip device for PV modules For mounting rails running horizontally, required for additional form-fit securing of framed PV modules. Required: 2 per module Dimensions (L x W): 80 x 50 mm Material: Aluminium, mill finish	221 201	11	40.04 50
	PV module clip, black	Anti-slip device for PV modules Material: Aluminium anodised, similar to RAL 9011 (graphite black)	231 079	11	110.10 50
	Anti-slip device, frame type 3/50	For PV modules with Schüco frame type 3 The anti-slip device for framed modules prevents the modules from slipping on the mounting rails due to positive locking. Contents of kit: 50 natural aluminium anti-slip devices with M8 internal thread 50 stainless steel punching screws with M8 x 14 mm thread Dimensions (L x W x D): 20 x 20 x 15 mm	257 117	11	85.07 50
	OneTurn 18/20	Quick clamp connector with socket head For connecting mounting rails and roof anchors quickly and securely. For profile sizes with roof anchors smaller than or equal to 6 mm The OneTurn is supplied as a pre-assembled unit ready for installation.	256 494	11	30.03 20
	OneTurn 18/100	Quick clamp connector with socket head For profile sizes with roof anchors smaller than or equal to 6 mm	256 495	11	134.40 100
	OneTurn 18/500	Quick clamp connector with socket head For profile sizes with roof anchors smaller than or equal to 6 mm	257 887	11	629.12 500
	OneTurn 22/20	Quick clamp connector with socket head For connecting mounting rails and roof anchors quickly and securely. For roof anchors with profile sizes greater than 6 mm. The OneTurn is supplied as a pre-assembled unit ready for installation.	256 040	11	31.46 20
	OneTurn 22/100	Quick clamp connector with socket head	256 511	11	141.55 100
	OneTurn 22/500	Quick clamp connector with socket head	256 512	11	707.76 500





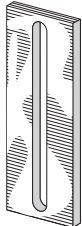
Article group	Description	Article information	Art. No.	DG	Price [€] PU
Schüco MSE 210 Accessories					
	Punching screw	M8 x 20 mm For positive locking and interlocking connection of retaining clips and mounting rail. Length: 20 mm Material: Stainless steel	221 585	11	33.60 50
	Universal screw/100	M8 x 14 mm Socket head screws. For fixing the solar unit with the in-roof mounting rail, in-roof brackets and retaining clips. This universal screw is used on all types of mounting systems. Length: 14 mm Material: Stainless steel	221 227	11	24.31 100
	Universal screw/500	M8 x 14 mm	231 088	11	96.51 500
	Anchor block/100	M8 with ball head and pressure spring For mounting the standard modules onto the mounting rails using retaining clips Material: Aluminium, Stainless steel	221 353	11	67.92 100
	Anchor block/500	M8 with ball head and pressure spring	231 087	11	266.66 500
	Coupling kit/4	To connect mounting rails Using the connecting piece, mounting rails are connected and fixed with a punching screw. This simplifies the alignment of the profiles. Note: Not load-bearing. Contents: 4 Connecting pieces 4 Punching screws, M8 x 17.5 Length: 94 mm Material: Aluminium, mill finish	256 191	11	15.73 4 kits
	Coupling kit/50	To connect mounting rails	249 581	11	184.45 50 kits
	Connector kit/4	To connect mounting rails The connector kit is used to join the mounting rails together and fix them with two M8 x 14 punching screws. Not load-bearing. Contents: 4 Connectors 8 Punching screws, M8 x 17.5 Length: 94 mm Material: Aluminium, mill finish	257 105	11	14.30 4
	Connector kit/50	To connect mounting rails	257 106	11	164.43 50
	Anti-slip kit	For side fixing For fixing mounting rails at the side when installing with cruciform brackets. Contents: 20 Punching screws, M8 x 17.5, Stainless steel 20 Mouldings, Aluminium, mill finish	249 580	11	42.18 20




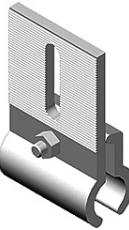
Article group	Description	Article information	Art. No.	DG	Price [£] PU
Schüco MSE 210 Accessories					
	Anti-slip device	For vertical mounting Secures against slippage of the roof fixing (e.g. roof anchor) for a vertically mounted mounting rail or vertical profile. Contents of kit: 1 x Anchor block, Aluminium, mill finish 1 x Punching screw, M8 x 17.5, Stainless steel One kit is required per mounting rail.	256 022	11	13.58 10 kits
	Cable duct	For mounting rails Easy, fast fitting of solar cables to the mounting rail using clip-on cable duct. Length: 200 mm Material: Aluminium, mill finish	256 041	11	52.90 50
	Cable clip	Fixing clip For simple, rapid fixing of up to 4 solar cables using clip-in cable holders on the mounting rail. Material: EPDM Colour: Black Length: 40 mm	231 641	11	15.73 50
	Cable holder	Cable fixing on mounting rails For fast and easy fixing of up to 3 solar cables by means of cable clips in the profile groove. Material: EPDM Colour: Black Length: 40 mm	221 925	11	10.72 50
	Cable clip PA25	For fast and secure fixing Clips for fixing of cables to the mounting rail. Material: Polyamide	221 771	11	256.65 100
	Cable clip PA45	For fast and secure fixing	221 772	11	256.65 100
	Hexagonal anti-theft device	For hammering on Anti-theft protection for PV modules and mounting systems. Suitable for screws with hexagon socket head (A/F 6). Material: Stainless steel Required accessories: Punch, Cu (221 774)	259 311	11	24.31 100






Article group	Description	Article information	Art. No.	DG	Price [£] PU
Schüco MSE 210 Roof fixings					
	Roof anchor pantile-2-Al/2	For photovoltaic installations For fixing to a mounting batten for mounting the side of the mounting rails in on-roof installation. For batten-mounted installation. Material: Aluminium Also required: 1 x OneTurn 22, Art. No.: 256 040 (PU=20) for each roof anchor Bolts for fixing to the rafters supplied by customer!	257 119	11	17.16 2
	Roof anchor pantile-2-Al/100	For photovoltaic installations	257 120	11	578.36 100
	Roof anchor pantile-2-Al/500	For photovoltaic installations	257 888	11	2,602.28 500
	Roof anchor pantile-5-Al/2	For photovoltaic installations For fixing the side of the mounting rails. For rafter-mounted installation. Material: Aluminium Also required: 1 x OneTurn 22, Art. No.: 256 040 (PU=20) for each roof anchor Bolts for fixing to the rafters supplied by customer!	257 121	11	25.02 2
	Roof anchor pantile-5-Al/100	For photovoltaic installations	257 122	11	993.73 100
	Roof anchor pantile-5-Al/500	For photovoltaic installations	257 889	11	4,378.84 500
	Roof anchor - plain tile - Al/2	For photovoltaic installations For side fixing of the mounting rails. Material: Aluminium Also required: 1 x OneTurn 22, Art. No.: 256 040 (PU=20) for each roof anchor Bolts for fixing to the rafters supplied by customer!	256 311	11	14.30 2
	Roof anchor - plain tile - Al/100	For photovoltaic installations	256 312	11	564.07 100
	Roof anchor - slate - Al/2	For photovoltaic installations For side fixing of the mounting rails. Material: Aluminium Also required: 1 x OneTurn 22, Art. No.: 256 040 (PU=20) for each roof anchor Bolts for fixing to the rafters supplied by customer!	256 313	11	14.30 2
	Roof anchor - slate - Al/100	For photovoltaic installations	256 314	11	564.07 100
	Roof anchor - pantile - 8/2	For rafter-mounted installation Heavyweight anchor for side fixing of the mounting rails. Material: Stainless steel Also required: 1 x OneTurn 18, Art. No.: 256 494 (PU=20) for each roof anchor Bolts for fixing to the rafters supplied by customer!	256 315	11	24.31 2
	Roof anchor - pantile - 8/100	For rafter-mounted installation	256 316	11	1,041.63 100




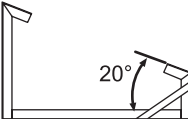
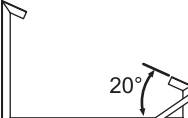
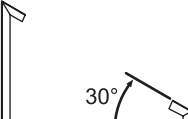
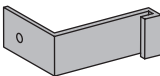
Article group	Description	Article information	Art. No.	DG	Price [£] PU
Schüco MSE 210 Roof fixings					
	Roof anchor - pantile - 9/2	For rafter-mounted installation For side fixing of the mounting profile. Material: Stainless steel Also required: 1 x OneTurn 18, Art. No.: 256 494 (PU=20) for each roof anchor Bolts for fixing to the rafters supplied by customer!	256 317	11	17.87 2
	Roof anchor - pantile - 9/100	For rafter-mounted installation	256 318	11	732.78 100
	Roof anchor - pantile - 9/500	For rafter-mounted installation	256 319	11	3,428.72 500
	Roof anchor - pantile - 10/2	For rafter-mounted installation Heavyweight roof anchor for fixing the side of the mounting rails. Height and sideways adjustment of the base plate possible by means of M8 round-head screw with nut and washer. Material: Stainless steel Also required: 1 x OneTurn 18, Art. No.: 256 494 (PU=20) for each roof anchor	257 125	11	24.31 2
	Roof anchor - pantile - 10/100	For rafter-mounted installation	257 126	11	1,036.62 100
	Roof anchor - pantile - 10/500	For rafter-mounted installation	257 786	11	4,432.45 500
	Roof anchor - pantile-10.1/2	For rafter-mounted installation For fixing the side of the mounting rails. Height and sideways adjustment of the base plate possible by means of M8 round-head screw with nut and washer. Material: Stainless steel Also required: 1 x OneTurn 18, Art. No.: 256,494 (PU=20) for each roof anchor Screws for fixing the roof anchors	257 127	11	17.87 2
	Roof anchor - pantile-10.1/100	For rafter-mounted installation	257 128	11	714.91 100
	Roof anchor - pantile-10.1/500	For rafter-mounted installation	257 129	11	3,360.09 500
	Roof anchor - pantile - 10.2/2	For rafter-mounted installation Roof anchors for vertical mounting rails. For fixing the side of the mounting rails. Height and sideways adjustment of the base plate possible by means of M8 round-head screw with nut and washer. Material: Stainless steel Also required: 1 x OneTurn 18, Art. No.: 256 494 (PU=20) for each roof anchor	257 130	11	20.02 2
	Roof anchor - pantile - 10.2/100	For rafter-mounted installation	257 131	11	857.89 100
	Roof anchor - pantile - 10.2/500	For rafter-mounted installation	257 787	11	3,646.05 500
	Roof anchor - pantile 13/2	For rafter-mounted on-roof installation Heavyweight roof anchor for fixing the side of the mounting rails for on-roof mounting. Material: Stainless steel, 8 mm Also required: 2 x OneTurn 22, Art. No. 256 040 (PU=20) for each roof anchor	259 739	11	27.17 2
	Roof anchor - pantile 13/500	For rafter-mounted on-roof installation Material: Stainless steel, 8 mm Also required: 2 x OneTurn 22, Art. No. 256 040 (PU=20) for each roof anchor	259 781	11	5,719.30 500

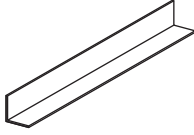
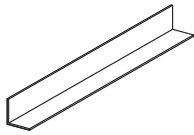

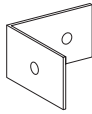




Article group	Description	Article information	Art. No.	DG	Price [£] PU
Schüco MSE 210 Roof fixings					
	Roof anchor - pantile 13.1/2	For rafter-mounted on-roof installation Heavyweight roof anchor for mounting rails running vertically for on-roof mounting. Material: Stainless steel, 8 mm Also required: 2 x OneTurn 22, Art. No. 256 040 (PU=20) for each roof anchor	259 740	11	33.60 2
	Roof anchor - pantile 13.1/500	For rafter-mounted on-roof installation Material: Stainless steel, 8 mm Also required: 2 x OneTurn 22, Art. No. 256 040 (PU=20) for each roof anchor	259 782	11	6,990.41 500
	Roof anchor - pantile 14/2	For batten-mounted on-roof mounting Roof anchor for fixing to a mounting batten and connecting the mounting rails at the side for on-roof mounting. For batten-mounted installation. Material: Stainless steel Also required: 1 x OneTurn 18, Art. No. 256,494 (PU=20) for each roof anchor	259 749	11	15.73 2
	Roof anchor - pantile 14/500	For batten-mounted on-roof mounting Material: Stainless steel Also required: 1 x OneTurn 18, Art. No. 256 494 (PU=20) for each roof anchor	259 783	11	3,505.93 500
	Roof anchor - pantile 14.1/2	For batten-mounted on-roof mounting Roof anchor for fixing to a mounting batten for mounting rails running vertically with on-roof mounting. For batten-mounted installation. Material: Stainless steel Also required: 1 x OneTurn 18, Art. No. 256 494 (PU=20) for each roof anchor	259 798	11	20.73 2
	Roof anchor - pantile 14.1/500	For batten-mounted on-roof mounting Material: Stainless steel Also required: 1 x OneTurn 18, Art. No. 256,494 (PU=20) for each roof anchor	259 799	11	4,674.81 500
	Roof anchor - pantile 15/2	For rafter-mounted on-roof installation For fixing the side of the mounting rails for on-roof mounting. Material: Stainless steel Also required: 1 x OneTurn 18, Art. No. 256 494 (PU=20) for each roof anchor	259 750	11	15.73 2
	Roof anchor - pantile 15/500	For rafter-mounted on-roof mounting Material: Stainless steel Also required: 1 x OneTurn 18, Art. No. 256 494 (PU=20) for each roof anchor	259 784	11	3,249.99 500
	Double trapezoidal bracket	For mounting on sheet with trapezoidal corrugations To attach trapezoidal mounting rails to the corrugated roof. Includes prepared seal. Fixing materials: Supplied by customer Fixing distances in accordance with installation and operating instructions. Note: Check building structure suitability. Material: Aluminium, mill finish Diameter of hole: 6.5 mm	259 733	11	89.36 50

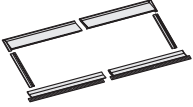
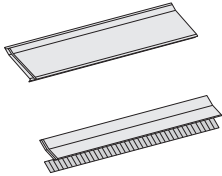
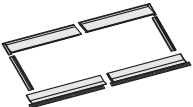
Article group	Description	Article information	Art. No.	DG	Price [£] PU
Schüco MSE 210 Roof fixings					
	Trapezoidal bracket	For mounting on sheet with trapezoidal corrugations To attach sheet with trapezoidal corrugations to the corrugated roof. Includes prepared seal. Fixing materials: Supplied by customer Note: Check building structure suitability. Material: Aluminium, mill finish Diameter of hole: 6.5 mm	259 930	11	49.33 50
	Trapezoidal bracket	For mounting rails For on-roof mounting of the mounting rails. Particularly suitable for BP 085 S mounting rail. Contents: 50 trapezoidal brackets 50 sealing strips Dimensions: 40 x 83 mm Material: Aluminium, mill finish	256 039	11	77.21 50
	Hanger bolt 200/20	Thread: M10 x 110 mm 20 hanger bolts Thread: M10 Usable thread length: 110 mm Length: 200 mm Material: Stainless steel Contents: Hanger bolts EPDM sealing washers M10 hexagonal nuts B10 spring washers A2 washers Check building structure suitability!	231 149	11	52.90 20 kits
	Hanger bolt 200/100	Thread: M10 x 110 mm Length: 200 mm	259 583	11	243.07 100 kits
	Hanger bolt 250/20	Thread: M10 x 130 mm Hanger bolt for on-roof mounting on corrugated sheet roofs with timber purlins. Thread: M10 Length: 250 mm Usable thread length: 130 mm Material: Stainless steel Contents: Hanger bolts EPDM sealing washers B10 spring washers Washers Check building structure suitability!	259 780	11	57.91 20 kits
	Hanger bolt 250/100	Thread: M10 x 130 mm	259 786	11	260.94 100 kits
	Roof anchor extension	To adjust the height of the mounting rails Suitable for height adjustment between the roof anchors and mounting rails and to fix the mounting rails. Consisting of: M8 round-head screw with nut and washer Material: Aluminium	257 123	11	41.46 20

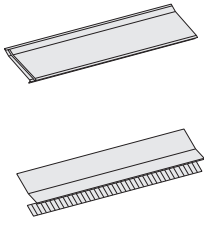

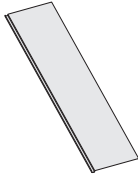
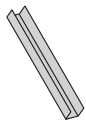
Article group	Description	Article information	Art. No.	DG	Price [£] PU
Schüco MSE 210 Roof fixings					
	Hanger bolt adapter L/20	Fixing material Suitable for fixing mounting rails to hanger bolts (M10) using OneTurn 22. Contents: 20 hanger bolt adapters L	256 194	11	32.17 20
	Hanger bolt adapter L/100	Fixing material	259 665	11	150.13 100
	Hanger bolt and bracket	To attach to vertical profiles Bracket to attach the hanger bolt (M10) to the vertical profile. Contents of kit: Angle M8 x 16 socket head screw Anchor block Material: Aluminium, mill finish	259 928	11	90.08 50 kits
	Claw clamp, horizontal	For mounting on roofs. Two-part clamp for mounting on standing seam roofs. The mounting rail is attached at the side. For mounting rails running horizontally. Material: Stainless steel Contents 100 Clamps 100 M6 x 25 threaded sleeves 100 Nuts Screws for attaching to the mounting rail must be ordered separately, e.g. OneTurn 18 (Art. No. 256 495 100 PU)	259 778	11	408.93 100
	Claw clamp, vertical	For mounting on roofs. Two-part clamp for mounting on standing seam roofs. The vertical profile is attached at the side. For mounting rails running vertically. Material: Aluminium, mill finish Contents 100 Clamps 100 M 6 x 25 external hexagon head screws 100 Nuts Screws for attaching to the vertical profile must be ordered separately, e.g. OneTurn 22 (Art. No. 256 511 100 PU)	259 664	11	300.26 100


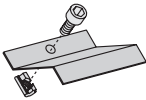
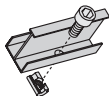
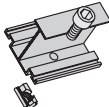
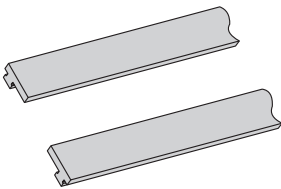
Article group	Description	Article information	Art. No.	DG	Price [£] PU
Schüco MSE 210 Flat roof					
	OT Flat-roof brackets 10.1/10	Flat roof brackets 10° large For landscape installation of PV standard modules on flat roofs with OneTurn retaining clips. Suitable up to a maximum module size of 1420 mm ² . Module widths: 803 - 1002 mm Contents: 10 Flat-roof brackets (Angle of inclination 10°) Material: Aluminium, mill finish Also required: Securing cruciform kit (221 207) OneTurn retaining clip	256 140	11	366.03 10
	OT Flat-roof brackets 15.1/10	Flat roof brackets 15° large For landscape installation of PV standard modules on flat roofs with OneTurn retaining clips. Suitable up to a maximum module size of 1420 mm ² . Module widths: 803 - 1002 mm Contents: 10 Flat-roof brackets (Angle of inclination 15°) Material: Aluminium, mill finish Also required: Securing cruciform kit (221 207) OneTurn retaining clip	256 141	11	366.03 10
	OT Flat-roof brackets 20.1/10	Flat roof brackets 20° large For landscape installation of PV standard modules on flat roofs with OneTurn retaining clips. Suitable up to a maximum module size of 1420 mm ² . Module widths: 803 - 1002 mm Contents: 10 Flat-roof brackets (Angle of inclination 20°) Material: Aluminium, mill finish Also required: Securing cruciform kit (221 207) OneTurn retaining clip	256 142	11	366.03 10
	OT Flat-roof brackets 25/10	Flat roof brackets 25° small For landscape installation of PV standard modules on flat roofs with OneTurn retaining clips. Suitable up to a maximum module size of 1420 mm ² . Contents: 10 Flat-roof brackets (Angle of inclination 25°) Material: Aluminium, mill finish Also required: Securing cruciform kit (221 207) OneTurn retaining clip Module widths: 550 - 803 mm	256 143	11	366.03 10
	OT Flat-roof brackets 25.1/10	Flat roof brackets 25° large For landscape installation of PV standard modules on flat roofs with OneTurn retaining clips. Suitable up to a maximum module size of 1420 mm ² . Contents: 10 Flat-roof brackets (Angle of inclination 25°) Material: Aluminium, mill finish Also required: Securing cruciform kit (221 207) OneTurn retaining clip Module widths: 803 - 1002 mm	256 144	11	392.49 10

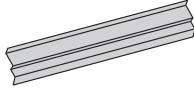
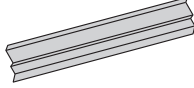
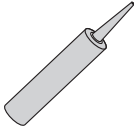
Article group	Description	Article information	Art. No.	DG	Price [€] PU
Schüco MSE 210 Flat roof					
	OT Flat-roof brackets 30/10	Flat roof brackets 30° small For landscape installation of PV standard modules on flat roofs with OneTurn retaining clips. Suitable up to a maximum module size of 1420 mm². Contents: 10 Flat-roof brackets (Angle of inclination 30°) Material: Aluminium, mill finish Also required: Securing cruciform kit (221 207) OneTurn retaining clip Module widths: 550 - 803 mm	256 145	11	366.03 10
	OT Flat-roof brackets 30.1/10	Flat roof brackets 30° large For landscape installation of PV standard modules on flat roofs with OneTurn retaining clips. Suitable up to a maximum module size of 1420 mm². Contents: 10 Flat-roof brackets (Angle of inclination 30°) Material: Aluminium, mill finish Also required: Securing cruciform kit (221 207) OneTurn retaining clip Module widths: 803 - 1002 mm	256 146	11	392.49 10
	Sicherungskreuz-Set	Securing cruciform To absorb lateral forces. Contents: 4 Struts 1 Clamp Material: Aluminium, mill finish Quantity required: Maximum of 4 fields in a row without securing cruciform, at least one securing cruciform per row	221 207	11	16.44 1 kit
	Flat-roof mounting brackets, 20 w	Flat-roof mounting brackets 20° landscape For landscape installation of crystalline PV standard modules on flat roofs. Contents of kit: 20 flat-roof mounting brackets, including screws. Material: Aluminium, mill finish Angle: 20°	259 586	11	541.90 20 kits
	Flat-roof mounting brackets, 20 s	Flat-roof mounting brackets 20° portrait For portrait installation of crystalline PV standard modules on flat roofs. Contents of kit: 20 flat-roof mounting brackets, including screws. Material: Aluminium, mill finish Angle: 20°	259 587	11	692.75 20 kits
	Flat-roof mounting brackets, 30 s	Flat-roof mounting brackets 30° portrait For portrait installation of crystalline PV standard modules on flat roofs. Contents of kit: 20 flat-roof mounting brackets, including screws. Material: Aluminium, mill finish Angle: 30°	259 588	11	759.24 20 kits
	Flat-roof clip	Flat-roof clip For fast and secure fixing of the flat-roof mounting brackets to the L-shaped coupling profiles. Contents of kit: 20 Flat-roof clips, incl. self-drilling screws. Material: Aluminium, mill finish	259 589	11	17.87 20 kits


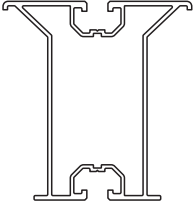

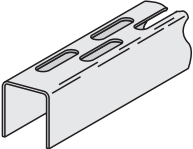
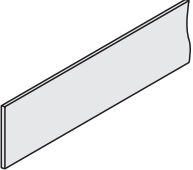
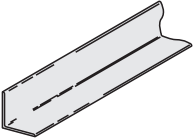
Article group	Description	Article information	Art. No.	DG	Price [£] PU
Schüco MSE 210 Flat roof					
	L-shaped coupling profile, 3 mm	L-shaped coupling profile, 3 mm For external coupling of arrays to flat roofs. Fixed to flat-roof mounting brackets using flat-roof clips. Contents of kit: 20 L-shaped profiles Material: Aluminium, mill finish Length: 6150 mm Dimensions: 50 x 50 x 3 mm	259 596	11	789.26 20 kits
	L-shaped coupling profile, 4 mm	L-shaped coupling profile, 4 mm For external coupling of arrays to flat roofs. Fixed to flat-roof mounting brackets using flat-roof clips. Contents of kit: 20 L-shaped profiles Material: Aluminium, mill finish Length: 6150 mm Dimensions: 55 x 55 x 4 mm	259 597	11	1,242.52 20 kits
	Flat-roof connector	Flat-roof connector To couple smaller arrays within the rows. Contents of kit: 20 Flat-roof connectors, including screws Material: Aluminium, mill finish Length: 1080 mm Dimensions: 55 x 55 x 4 mm	259 595	11	299.55 20 kits
	L bracket connector	Elbow fitting To connect flat-roof connectors to L-shaped coupling profiles. Contents of kit: 20 Elbow fittings, including screws Material: Aluminium, mill finish	259 594	11	32.89 20 kits
	Flat connector	Flat connecting piece To couple L-shaped coupling profiles. Coupling must always be for one flat-roof mounting bracket. Contents of kit: 20 Flat connectors, including screws Material: Aluminium, mill finish Length: 100 mm	259 593	11	34.32 20 kits
	Energy kit 2-K	2-part roof fixing kit Two-part kit to create roof attachments for the MSE 210 and MSE 100 flat-roof systems. The kit includes all the components required for 4 roof attachments for flat roof PV installations (secure against slippage). Fixing distances and spacing in accordance with installation and operating instructions. Contents: 1 x 2-part priming compound 1 x Special sand 4 x Solar kit basic 1 x Solar kit sealing 4 x Basic fleece 200 x 200 mm 1 x Pair of scissors 4 x Brushes 2 x Pairs of disposable gloves 1 x Pair of protective goggles	259 618	11	312.42 1 kit
	Energy flat-roof anchor	Special anchor for attachment to roof To produce fittings to prevent slippage for the MSE 210 and MSE 100 flat-roof systems. The special anchors provide roof fixings in conjunction with the Energy kit 2-K. Material: Stainless steel	259 619	11	99.37 4
	Energy flat-roof mounting ring 2-K	Mounting ring for attachment to roof To anchor the flat-roof systems MSE 210 and MSE 100 using the roof covering, without penetrating the roof. The mounting ring is used as a template on the roof covering and is attached to the roof covering using Energy kit 2-K and Energy flat-roof anchor. Material: Energy ² Solar kit Basic 2-K	259 620	11	134.40 4

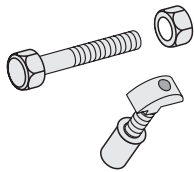
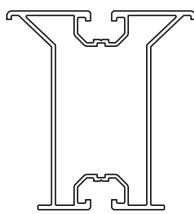
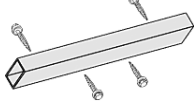
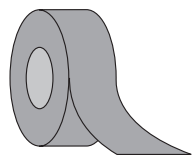
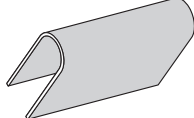
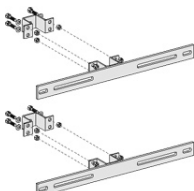
Article group	Description	Article information	Art. No.	DG	Price [€] PU
Schüco MSE 210 In-roof					
	Corner base 22 Grey	Corner base, for MSE 210, in-roof Metal sheeting and secure connection to roofing. Suitable for a roof incline from 22° to 60°. Contents: <ul style="list-style-type: none"> Top cover plate, left 22° Top cover plate, right 22° Bottom cover plate, left 22° Bottom cover plate, right 22° Side cover plate 22° Side cover plate extension 22° Grips and nails Installation and operating instructions Colour: Grey, RAL 7035	257 359	11	461.83 1 kit
	Corner base 22 Grey-brown	Corner base, for MSE 210, in-roof Colour: Grey-brown, RAL 8019	257 366	11	461.83 1 kit
	Corner base 22 Black	Corner base, for MSE 210, in-roof Colour: Black, RAL 9005	271 668	11	461.83 1 kit
	Horizontal extension 22 Grey	Horizontal extension for MSE 210 in-roof For horizontal extension of the basic kit 22°, (257 359) Contents: <ul style="list-style-type: none"> Top cover plate extension 22° Bottom cover plate extension 22° Grips and nails Dimensions: 150 x 1700 mm Colour: Grey, RAL 7035	257 360	11	176.58 1 kit
	Horizontal extension 22 Grey-brown	Horizontal extension for MSE 210 in-roof For horizontal extension of the basic kit 22°, (257 366) Colour: Grey-brown, RAL 8019	257 844	11	176.58 1 kit
	Horizontal extension 22 Black	Horizontal extension for MSE 210 in-roof For horizontal extension of the basic kit 22°, (271 668) Colour: Black, RAL 9005	271 672	11	176.58 1 kit
	Corner base 15 Grey	Corner base, for MSE 210, in-roof Metal sheeting and secure connection to roofing. Suitable for roof inclines from 15° bis 60° Contents: <ul style="list-style-type: none"> Top cover plate, left 15° Top cover plate, right 15° Bottom cover plate, left 15° Bottom cover plate, right 15° Side cover plate 15° Side cover plate extension 15° Grips and nails Installation and operating instructions Colour: Grey, RAL 7035	257 575	11	589.80 1 kit
	Corner base 15 Grey-brown	Corner base, for MSE 210, in-roof Colour: Grey-brown, RAL 8019	257 841	11	589.80 1 kit
	Corner base 15 Black	Corner base, for MSE 210, in-roof Colour: Black, RAL 9005	271 669	11	589.80 1 kit








Article group	Description	Article information	Art. No.	DG	Price [£] PU
Schüco MSE 210 In-roof					
	Horizontal extension 15° Grey	Horizontal extension for MSE 210 in-roof Contents: Top cover plate extension 15° Bottom cover plate extension 15° Grips and nails Dimensions: 150 x 1700 mm For horizontal extension of the basic kit 15°, (257 575) Colour: Grey, RAL 7035	257 647	11	217.33 1 kit
	Horizontal extension 15° Grey-brown	Horizontal extension for MSE 210 in-roof For horizontal extension of the basic kit 15°, (257 841) Colour: Grey-brown, RAL 8019	257 842	11	217.33 1 kit
	Horizontal extension 15° Black	Horizontal extension for MSE 210 in-roof For horizontal extension of the basic kit 15°, Art. No. 271 669 Colour: Black, RAL 9005	271 673	11	217.33 1 kit
	Vertical extension Grey	Vertical extension for MSE 210 in-roof Dimensions: 1180 x 170 mm For vertical extension of the basic kit (257 359), (257 575) Colour: Grey, RAL 7035	257 361	11	61.48 1 kit
	Vertical extension Grey-brown	Vertical extension for MSE 210 in-roof For vertical extension of the basic kit (257,366), (257,841) Colour: Grey-brown, RAL 8019	257 843	11	61.48 1 kit
	Vertical extension Black	Vertical extension for MSE 210 in-roof For vertical extension of the basic kit (271 668), (271 669) Colour: Black, RAL 9005	271 671	11	61.48 1 kit
	Trough	Metal sheeting for MSE 210, in-roof Formation of a drainage level due to the overlapping combination of several troughs Dimensions: 1180 x 420 mm Colour: Grey, RAL 7035	257 350	11	12.15 1
	Vertical profile	Vertical profile for MSE 210 in-roof For connection to the trough and to take the module clip and for fixing the top cover plate in the corner base. 2 profiles are required per module gap. The vertical profiles are fixed to the roof vertically using self-drilling screws (257 698). Length: 6,15 m Material: Aluminium, mill finish	259 862	11	38.61 1
	T-support, vertical profile	Vertical T-support for MSE 210 in-roof For sealing the vertical profile joint. Dimensions: 150 x 35 mm Material: Aluminium, mill finish Also required: SchücoFlex2 sealing compound (298 900)	259 868	11	8.58 10

Article group	Description	Article information	Art. No.	DG	Price [£] PU
Schüco MSE 210 In-roof					
	Self-drilling screw	Self-drilling screw for MSE 210, in-roof For fixing the vertical profile and the troughs Self-drilling screw with sealing washer Length: 50 mm	257 698	11	27.88 100
	Top cover plate bracket	Clip for top cover plate for MSE 210 in-roof For fixing the top cover plate. Use 1 per vertical profile gap. Contents: 25 Module clips, aluminium, mill finish 25 M8 anchor blocks, aluminium 25 M8 x 14 mm screws, stainless steel	259 865	11	88.65 25 kits
	Module clip for frame type 3, grey	Module clip for MSE 210 in-roof To fix modules with frame type 3 and type 3.1 to the vertical profile. Contents: 25 Module clips, aluminium, mill finish 25 M8 anchor blocks, aluminium 25 M8 x 14 mm screws, stainless steel	259 864	11	52.90 25 kits
	Module clip for frame type 3, grey-brown	Module clip for MSE 210 in-roof Contents: 25 Module clips, aluminium, grey-brown, RAL 8019 25 M8 anchor blocks, aluminium 25 M8 x 14 mm screws, stainless steel	259 867	11	89.36 25 kits
	Module clip for frame type 3 Black	Module clip for MSE 210 in-roof Contents: 25 Module clips, aluminium, Black, RAL 9005 25 M8 anchor blocks, aluminium 25 M8 x 14 mm screws, stainless steel	271 898	11	On request 25 kits
	Universal module clip, grey	Module clip for MSE 210 in-roof To fix modules with max. frame height of 51 mm to the vertical profile. Possible to adjust differences in height using the gasket kit. Contents: 25 Module clips, aluminium, mill finish 25 M8 anchor blocks, aluminium 25 M8 x 14 mm screws, stainless steel	259 863	11	60.05 25 kits
	Universal module clip, grey-brown	Module clip for MSE 210 in-roof Contents: 25 Module clips, aluminium, grey-brown, RAL 8019 25 M8 anchor blocks, aluminium 25 M8 x 14 mm screws, stainless steel	259 866	11	97.23 25 kits
	Universal module clip, black	Module clip for MSE 210 in-roof Contents: 25 Module clips, aluminium, black, RAL 9005 25 M8 anchor blocks, aluminium 25 M8 x 14 mm screws, stainless steel	271 899	11	On request 25 kits
	Gasket kit 1 mm	Gasket kit for MSE 210, in-roof For installation in the universal rotatable bracket for the variable height adjustment of the module frames Material: EPDM	257 681	11	5.00 50 kit
	Gasket kit 2 mm	Gasket kit for MSE 210, in-roof	257 682	11	6.43 50 kit
	Gasket kit 3 mm	Gasket kit for MSE 210, in-roof	257 683	11	8.58 50 kit
	Gasket kit 4 mm	Gasket kit for MSE 210, in-roof	257 684	11	9.29 50 kit
	Gasket kit 5 mm	Gasket kit for MSE 210, in-roof	257 685	11	10.01 50 kit
	Gasket kit 6 mm	Gasket kit for MSE 210, in-roof	257 686	11	7.15 50 kit
	Gasket kit 8 mm	Gasket kit for MSE 210, in-roof	257 687	11	8.58 50 kit
	Gasket kit 10 mm	Gasket kit for MSE 210, in-roof	257 688	11	9.29 50 kit


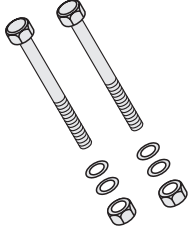
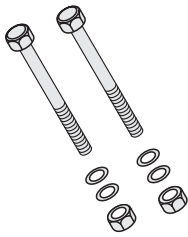
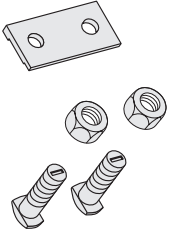

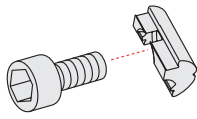
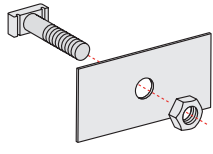
Article group	Description	Article information	Art. No.	DG	Price [£] PU
Schüco MSE 210 In-roof					
	Cover rail for frame type 3, grey	<p>For MSE 210 in-roof</p> <p>Provides optional facing for the bottom cover plate with the module clips. Suitable for frame type 3 modules. Compatible with the module clips, frame type 3 (259 864).</p> <p>Contents of kit: 5 Cover rails 10 Self-drilling screws, stainless steel, 4.8 x 13 mm</p> <p>Material: Aluminium Colour: Grey, RAL 7035 Length: 1730 mm</p>	259 385	11	75.78 1 kit
	Cover rail for frame type 3, grey	<p>For MSE 210 in-roof</p> <p>Contents of kit: 5 Cover rails 10 Self-drilling screws, stainless steel, 4.8 x 13 mm</p> <p>Material: Aluminium Colour: Grey-brown, RAL 8019 Length: 1730 mm</p>	259 386	11	75.78 1 kit
	Cover rail for frame type 3 Black	<p>For MSE 210 in-roof</p> <p>Contents of kit: 5 Cover rails 10 Self-drilling screws, stainless steel, 4.8 x 13 mm</p> <p>Material: Aluminium Colour: Black, RAL 9005 Length: 1730 mm</p>	271 670	11	75.78 1 kit
	Universal cover rail, grey	<p>For MSE 210 in-roof</p> <p>Provides optional facing for the bottom cover plate with the module clips. Suitable for modules with frame height up to 51 mm. Compatible with the universal module clips (259 863).</p> <p>Contents of kit: 5 Cover rails 10 Self-drilling screws, stainless steel, 4.8 x 13 mm</p> <p>Material: Aluminium Colour: Grey, RAL 7035 Length: 1730 mm</p>	259 219	11	75.78 1 kit
	Universal cover rail, grey-brown	<p>For MSE 210 in-roof</p> <p>Contents of kit: 5 Cover rails 10 Self-drilling screws, stainless steel, 4.8 x 13 mm</p> <p>Material: Aluminium Colour: Grey-brown, RAL 8019 Length: 1730 mm</p>	259 220	11	75.78 1 kit
	Universal cover rail Black	<p>For MSE 210 in-roof</p> <p>Contents of kit: 5 Cover rails 10 Self-drilling screws, stainless steel, 4.8 x 13 mm</p> <p>Material: Aluminium Colour: Black, RAL 9005 Length: 1730 mm</p>	271 900	11	75.78 1 kit
	Schüco Flex2, black	<p>Sealing compound for vertical profile joint</p> <p>To seal the T-support with the vertical profile.</p>	298 900	37	5.45 1

Article group	Description	Article information	Art. No.	DG	Price [£] PU
Schüco MSE 210 Ground-mounted support posts					
	MSE 210 ground-mounted support	Ground-mounted support for crystalline modules To install ground-mounted crystalline PV modules. Suitable for all standard crystalline PV modules. Pre-requisite: Suitable type of terrain	259 150	11	478.99 1 kit
	BP ground-mounting MSE 210	Mounting rail: Aluminium, mill finish Mounting rail with two functional sides for ground-mounted installation of crystalline PV modules. Length: 5170 mm Material: Aluminium, mill finish	259 157	11	772.82 12
	Support post, 5 mm	Support post for ground-mounted installation Support posts to create rows of panels for ground-mounted installation. To install ground-mounted PV modules. The length of the support post is determined individually according to the ground classification and pile integrity tests. Requirements: Suitable type of terrain. Contents: 1 Support post Length: 2800 mm Material: Steel, hot-dip galvanised Material thickness: 5 mm	259 243	11	97.94 1
	Vertical support	Vertical support for ground-mounted installation Vertical support with slots to construct panels and rows of panels for ground-mounted installation. To install ground-mounted crystalline, framed PV modules. Suitable for all standard crystalline PV modules. Slots for individual positioning of the mounting rails. One vertical support is required per support post. Contents: 1 Vertical support Length: 2600 mm Material: Steel, hot-dip galvanised	259 152	11	42.89 1
	Front strut	Front strut for ground-mounted installation Front strut to securely and easily connect vertical supports to support posts. To install all standard ground-mounted crystalline, framed PV modules. One PU of front struts is required for three vertical supports. Contents: 6 Front struts Material: Steel, hot-dip galvanised	259 153	11	68.63 6
	Rear strut	Rear strut for ground-mounted installation Rear strut to securely and easily connect vertical supports to support posts. To install all available ground-mounted crystalline, framed PV modules. One PU of rear struts is required for three vertical supports. Contents: 6 Rear struts Material: Steel, hot-dip galvanised	259 154	11	38.61 6

Article group	Description	Article information	Art. No.	DG	Price [£] PU
Schüco MSE 210 Ground-mounted support posts					
	Set of screws	Set of screws for ground-mounted installation Set of screws to connect the front and rear struts to the vertical support and support post. One set of screws is required for three vertical supports. Contents: 9 x M10 x 90 socket head screws, galvanised 9 x M10 nuts, galvanised 12 x Threaded sleeves 12 x Washers 12 x M8 x 18 screws Material: Aluminium	259 155	11	27.88 1 kit
	BP ground-mounted installation	Mounting rail: Aluminium, mill finish Mounting rail with two functional sides for ground-mounted installation of modules on support posts. Length: 6500 mm Material: Aluminium, mill finish	259 741	11	941.54 12
	Mounting rail connector for ground-mounted installation	To connect mounting rails Mounting rail connector for a structurally secure connection of mounting rails for ground-mounted installation when constructing rows. A maximum of three mounting rails can be connected using the mounting rail connector. Length: 400 mm Material: Aluminium, mill finish Contents: 4 Mounting rail connectors 16 Self-drilling screws	259 742	11	25.74 4
	Tape for ground-mounted installation	Tape To avoid contact corrosion between reinforced, hot-dip galvanised steel and mill finish aluminium for ground-mounted installations. Contents: 1 roll, 50 m Width: 75 mm	259 744	11	17.16 1 Roll
	Spacer for ground-mounted installation	For vertical profiles for ground-mounted installation To prevent deformation of vertical supports for ground mounted installation. Two spacers are required per vertical support. Contents: 24 Spacers Material: Steel, hot-dip galvanised	259 745	11	15.01 24
	Inverter bracket for ground-mounted installation	To fix inverters to support post for ground-mounted installation. Suitable for support posts with the maximum dimensions (W x D): 50 x 115 mm Note the specifications regarding the clearance of the inverters from the ground. Material: Steel, hot-dip galvanised	257 674	11	35.75 1

Article group	Description	Article information	Art. No.	DG	Price [£] PU
Schüco MSE 210 Ground-mounted					
	Diagonal support	Basic kit, ground-mounted frame Diagonal support for basic system Length: 6,150 mm Material: Natural aluminium	249 746	11	136.55 1
	Diagonal support ES	Extension kit for ground-mounted frame Diagonal support for extension system Length: 2,430 mm Material: Natural aluminium	249 747	11	56.48 1
	Vertical support	For ground-mounted installation To take the diagonal cross member Length: 3000 mm Material: Aluminium, mill finish	249 748	11	72.21 1
	Upright tube, back	Supports outside, back Rear outside tube of the supports. Square tube, pre-drilled. Length: 1080 mm Material: Aluminium, mill finish	249 749	11	20.73 1
	Upright tube, front	Support outside front Outside tube of the front supports. Square tube, pre-drilled. Length: 760 mm Material: Natural aluminium	249 750	11	15.01 1
	Inside tube, back	Supports inside, back Inside tube of the back supports with multi-purpose groove Length: 1,160 mm Material: Natural aluminium	249 751	11	20.73 1
	Inside tube, front	Supports inside, front Inside tube of the front supports with multi-purpose groove Length: 780 mm Material: Natural aluminium	249 752	11	14.30 1

Article group	Description	Article information	Art. No.	DG	Price [€] PU
Schüco MSE 210 Ground-mounted					
	D-shaped tube, outside	Diagonal struts, outside Outside tube of the diagonal strut for reinforcing the supports. Length: 1,000 mm Material: Natural aluminium	249 753	11	15.73 1
	D-shaped tube, inside	Diagonal struts, inside Inside tube of the diagonal strut for reinforcing the supports. Length: 950 mm Material: Natural aluminium	249 754	11	15.01 1
	Connectors	Connector Connector for the diagonal support between the basic and extension kit. Length: 550 mm Material: Natural aluminium	249 755	11	6.43 1
	U-shaped bracket	U-shaped profile, aluminium U profile with pre-drilled holes to take the supports and for fixing the construction to the ground. Material: Natural aluminium	249 766	11	33.60 4
	Clamping plate	Retaining clip profile, aluminium Retaining clip with two holes for fixing the diagonal supports to the vertical supports. Material: Natural aluminium	249 767	11	3.57 4
	Side plate	Profile plate retainer Profile plate retainer for attaching at the side of the vertical supports with holes for fixing the supports. Material: Natural aluminium	249 768	11	14.30 4
	Pressure plate	Serrated washer Lining plate for variable fixing of the U-shaped bracket to the ground. Material: Aluminium, mill finish	249 769	11	3.57 4

Article group	Description	Article information	Art. No.	DG	Price [£] PU
Schüco MSE 210 Ground-mounted					
	Screw fixing kit	For fixing The telescopic supports and diagonal struts. Threaded plate with M12 thread, stainless steel M12x25 punching screw, stainless steel Washer, installation aid	256 246	11	73.64 48
	Connection kit - short	M12 x 80 For fixing the solar units. Contents of kit: M12x80 hexagon head bolt, stainless steel M12 hexagonal nut, stainless steel Washer	249 778	11	60.77 50
	Connection kit - long	M12 x 120 For fixing the supports. Contents of kit: M12x120 hexagon head bolt, stainless steel M12 hexagonal nut, stainless steel Washer	249 779	11	85.07 50
	Fixing kit	Hammer-head bolts For fixing the diagonal supports to the vertical supports using a retaining plate. Contents of kit: Hammer-head bolt M8, stainless steel M8 nut, stainless steel	249 780	11	34.32 50
	Securing cruciform	To absorb lateral forces Contents of kit: 2 cables, 6000 mm, stainless steel 2 M6 toggle fasteners, stainless steel 4 M12 ring nuts, stainless steel 8 cable clips, stainless steel	249 998	11	78.64 1
	Anti-slip device	Securing kit For additionally securing the fit of the vertical supports to the side plates. Contents: Anchor block, aluminium M8 punching screw	249 771	11	92.94 100
	Assembly kit	For setting the height For setting and fixing the support heights using an M8 positive locking screw and mounting plate. Contents: Mounting plate (L x W x H: 120 x 60 x 3 mm) Positive locking screw M8 x 30 Nut M8	249 770	11	38.61 12 kits



Solar products

Mounting system Schüco MSE 100

Mounting system
Schüco MSE 100
Thin-film

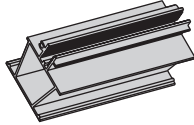
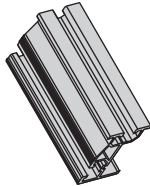
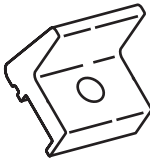
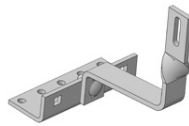
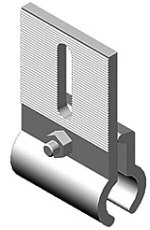
Pitched roof
East/West flat-roof mounting
Flat roof
Ground-mounted support posts




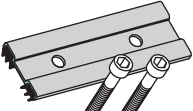
96




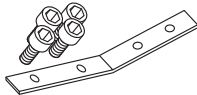
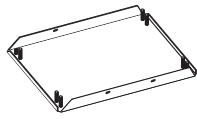

SCHÜCO

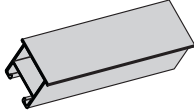
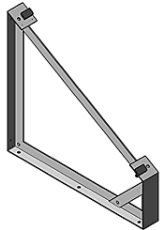
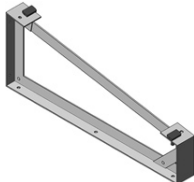
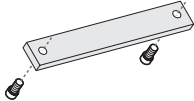
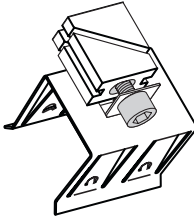

Mounting system
Schüco MSE 100

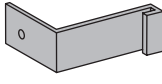
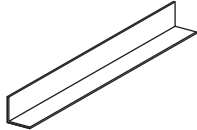
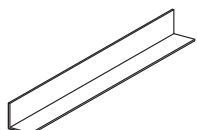

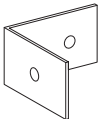
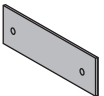

Article group	Description	Article information	Art. No.	DG	Price [£] PU
Schüco MSE 100 Pitched roof					
	Mounting rail for pitched roof installation	Mounting rail: Aluminium, mill finish For mounting on pitched roofs. With special screw channel to support the laminate pressure plates. Fixed to vertical profiles with cruciform clips. Always mount horizontally. Material: Aluminium, mill finish Dimensions (L x W x H): 6580 x 46 x 56 mm Ix: 12.56 cm ⁴	259 922	11	883.63 20
	Vertical profile	Vertical profile: Aluminium, mill finish Used as bottom level of the load-bearing structure. Mounted using roof anchors or hanger bolts and brackets on pitched roofs. Always install vertically. Material: Aluminium, mill finish Dimensions (L x W x H): 5660 x 30 x 47 mm Ix: 8.24 cm ⁴	259 926	11	302.41 10
	Cruciform clip for pitched roof installation	For Schüco MSE 100 vertical profile To connect Schüco MSE 100 mounting rails for pitched roof installation and vertical profiles. Contents: 50 Cruciform clips 50 Socket head screws M8x25 50 Anchor blocks Material: Aluminium, mill finish	259 924	11	58.62 50 kits
	Roof anchor - pantile -10.2/2	For rafter-mounted installation Roof anchors for vertical mounting rails. For fixing the side of the mounting rails. Height and sideways adjustment of the base plate possible by means of M8 round-head screw with nut and washer. Material: Stainless steel Also required: 1 x OneTurn 18, Art. No.: 256 494 (PU=20) for each roof anchor	257 130	11	20.02 2
	Roof anchor - pantile -10.2/100	For rafter-mounted installation	257 131	11	857.89 100
	Roof anchor - pantile -10.2/500	For rafter-mounted installation	257 787	11	3,646.05 500
	Claw clamp, vertical	For mounting on roofs. Two-part clamp for mounting on standing seam roofs. The vertical profile is attached at the side. For mounting rails running vertically. Material: Aluminium, mill finish Contents: 100 Clamps 100 M6 x 25 external hexagon head screws 100 Nuts Screws for attaching to the vertical profile must be ordered separately, e.g. OneTurn 22 (Art. No. 256 511 100 PU)	259 664	11	300.26 100





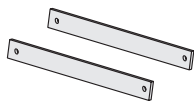
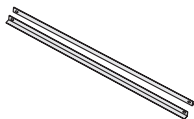
Article group	Description	Article information	Art. No.	DG	Price [£] PU
Schüco MSE 100 Pitched roof					
	Hanger bolt 200/20	Thread: M10 x 110 mm 20 hanger bolts Thread: M10 Usable thread length: 110 mm Length: 200 mm Contents: Hanger bolts EPDM sealing washers M10 hexagonal nuts B10 spring washers A2 washers Material: Stainless steel Check building structure suitability!	231 149	11	52.90 20 kits
	Hanger bolt 200/100	Thread: M10 x 110 mm Length: 200 mm	259 583	11	243.07 100 kits
	Hanger bolt 250/20	Thread: M10 x 130 mm Hanger bolt for on-roof mounting on corrugated sheet roofs with timber purlins. Thread: M10 Length: 250 mm Usable thread length: 130 mm Material: Stainless steel Contents: Hanger bolts EPDM sealing washers B10 spring washers Washers Check building structure suitability!	259 780	11	57.91 20 kits
	Hanger bolt 250/100	Thread: M10 x 130 mm	259 786	11	260.94 100 kits
	Hanger bolt and bracket	To attach to vertical profiles Bracket to attach the hanger bolt (M10) to the vertical profile. Contents of kit: Angle M8 x 16 socket head screw Anchor block Material: Aluminium, mill finish	259 928	11	90.08 50 kits
	Anti-slip device for mounting rails	For mounting rail for pitched roof installation Uses interlocking bolts to prevent the horizontally mounted mounting rail for pitched roofs from slipping on vertical profiles. Contents: 10 Anti-slip devices 10 Punching screws M8x14 10 Anchor blocks Material: Aluminium, mill finish	259 959	11	10.72 10 kits
	Laminate pressure plate	Laminate pressure plate To clamp frameless Schüco thin-film modules. Laminate pressure plates including gasket to fix to MSE 100 mounting rails for pitched roof installation and mounting rails for sheet with trapezoidal corrugations. Contents: 50 Laminate pressure plates incl. gasket 100 Socket head screws M8 x 45 Length: 200 mm Material: Aluminium, mill finish	259 923	11	73.64 50 kits
	Laminate pressure plate	Laminate pressure plate, Black Material: Aluminium anodised, similar to RAL 9011 (graphite black)	259 975	11	116.53 50 kits

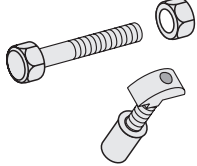


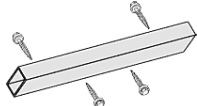
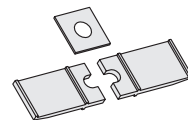
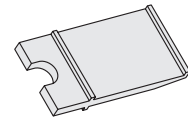
Article group	Description	Article information	Art. No.	DG	Price [£] PU
Schüco MSE 100 Pitched roof					
	End cap for laminate pressure plate	End piece for laminate pressure plate To strengthen the laminate pressure plate on the side without a module. Contents: 50 End caps Length: 200 mm Material: Aluminium, mill finish	259 927	11	34.32 50
	End cap for laminate pressure plate	End piece for laminate pressure plate, Black Material: Aluminium anodised, similar to RAL 9011 (graphite black)	259 977	11	55.05 50
	Coupling	To couple MSE 100 mounting rails To horizontally align MSE 100 mounting rails for pitched roof installation and mounting rails for sheet with trapezoidal corrugations by inserting into profiles. Secured using socket head screw. Not load-bearing. Contents: 50 Connecting pieces 50 Socket head screws M8x14 Material: Aluminium, mill finish	259 925	11	47.18 50 kits
	Mounting rail for sheet with trapezoidal corrugations	Mounting rail: Aluminium, mill finish For mounting on corrugated roofs. With special screw channel to support the laminate pressure plates. Fixed to the roof using trapezoidal brackets. Material: Aluminium, mill finish Dimensions (L x W x H): 6580 x 53 x 35 mm Ix: 2.23 cm ⁴	259 929	11	482.57 12
	Trapezoidal bracket	For mounting on sheet with trapezoidal corrugations To attach sheet with trapezoidal corrugations to the corrugated roof. Includes prepared seal. Fixing materials: Supplied by customer Note: Check building structure suitability. Material: Aluminium, mill finish Diameter of hole: 6.5 mm	259 930	11	49.33 50
	Double trapezoidal bracket	For mounting on sheet with trapezoidal corrugations To attach trapezoidal mounting rails to the corrugated roof. Includes prepared seal. Fixing materials: Supplied by customer Fixing distances in accordance with installation and operating instructions. Note: Check building structure suitability. Material: Aluminium, mill finish Diameter of hole: 6.5 mm	259 733	11	89.36 50



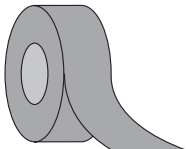
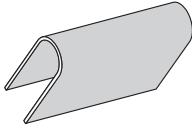
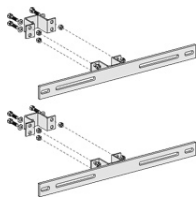
Article group	Description	Article information	Art. No.	DG	Price [€] PU
Schüco MSE 100 East/West flat-roof mounting					
	MSE 100 base point	<p>Lower module fixing</p> <p>Bottom fixing point of Schüco MPE AL modules with the dimensions 1100 x 1300 mm on the threaded bolts of the cable routes. A module unit consists of two modules. For MSE 100 flat-roof installation with east/west alignment of the module units.</p> <p>Contents:</p> <ul style="list-style-type: none"> 24 Base points 24 M8 x 14 punching screws M8x14 24 M8 x 17.5 punching screws 72 M8 washers 48 M8 nuts <p>No. of base points per module unit: 4</p>	259 700	11	117.25 24 kits
	MSE 100 ridge connector	<p>Top module fixing</p> <p>Top connector of the rear struts of the Schüco MPE AL modules with the dimensions 1100 x 1300 mm for a module unit. A module unit consists of two modules.</p> <p>Material: Stainless steel</p> <p>Contents:</p> <ul style="list-style-type: none"> 12 Ridge connectors 48 M8x14 socket head screws <p>No. of ridge connectors per module unit: 2</p>	259 701	11	58.62 12 kits
	MSE 100 cable route	<p>Connected access route</p> <p>Connecting element and maintenance walkway of the rows of modules. Up to four module units can be connected to the base points with the threaded bolts of the cable route. A module unit consists of two MPE AL modules.</p> <p>Material: Aluminium, mill finish</p> <p>Contents: 12 Cable routes with threaded bolts.</p> <p>Dimensions: 680 x 320 mm</p> <p>The number of cable routes required must be determined for each project.</p>	259 702	11	163.00 12
	MSE 100 securing wire	<p>Supporting cable</p> <p>To provide a module unit with structural stability. The securing wires connect the rear struts of a module unit with the respective ridge connectors. A module unit consists of two MPE AL modules.</p> <p>Material: Stainless steel</p> <p>Length: 2008 mm</p> <p>No. of securing wires per module unit: 2</p>	259 703	11	47.90 12

Article group	Description	Article information	Art. No.	DG	Price [£] PU
Schüco MSE 100 Flat roof					
	BP on-roof/ flat-roof/30	Mounting rail: Aluminium, mill finish For on-roof and flat-roof mounting of PV laminates. Number of fixing points required as per the mounting instructions. Material: Aluminium, mill finish Dimensions (L x W x H): 6500 x 48 x 50 mm	259 576	11	1,168.17 30
	BP on-roof/ flat-roof/240	Mounting rail: Aluminium, mill finish	257 701	11	8,884.93 240
	Flat-roof mounting brackets/30	Flat-roof mounting bracket 30° To mount flat-roof laminates quickly and securely. Suitable for 1/4 laminates (H x W: 1100 x 1300 mm) Contents: 20 Flat-roof mounting brackets (angle 30°) incl. pre-assembled positive locking screw Material: Aluminium, mill finish	256 496	11	339.58 20
	Flat-roof mounting bracket 10	Flat-roof mounting bracket 10° To mount flat-roof laminates quickly and securely. Suitable for 1/4 laminates (H x W: 1100 x 1300 mm) Contents: 20 Flat-roof mounting brackets (angle 10°) incl. pre-assembled positive locking screw Material: Aluminium, mill finish	256 497	11	318.85 20
	Connecting piece/50	To connect mounting rails To combine several mounting rails. The mounting rails are connected together using the connecting pieces and fixed using M8 x 14 screws. This simplifies the alignment of the profiles. Not load-bearing. Contents: 50 Connecting pieces 100 Screws, M8 x 14 mm (2 screws per connecting piece) Material: Aluminium Dimensions (L x W x H): 160 x 35 x 8 mm	257 814	11	135.12 50 kits
	Quick action clamp/250	Bottom click-in connection To attach mounting rail and rear strut of the laminate at the bottom. With a click-in lock for pre-assembly. The laminates are fixed horizontally and vertically after being inserted. No. required per laminate: 2 Material: Aluminium, mill finish Stainless steel	259 578	11	644.14 250
	Quick action clamp/500	Bottom click-in connection	257 645	11	1,287.56 500
	Guide clamp/250	Top click-in connection To attach mounting rail and rear strut of the laminate at the top. With a click-in lock for pre-assembly. The laminates are fixed horizontally after being inserted. They can still be moved vertically. No. required per laminate: 2 Material: Polyamide Stainless steel	259 579	11	318.14 250
	Guide clamp/500	Top click-in connection	257 646	11	613.39 500

Article group	Description	Article information	Art. No.	DG	Price [€] PU
Schüco MSE 100 Flat roof					
	Flat-roof clip	Flat-roof clip For fast and secure fixing of the flat-roof mounting brackets to the L-shaped coupling profiles. Contents of kit: 20 Flat-roof clips, incl. self-drilling screws. Material: Aluminium, mill finish	259 589	11	17.87 20 kits
	L-shaped coupling profile, 3 mm	L-shaped coupling profile, 3 mm For external coupling of arrays to flat roofs. Fixed to flat-roof mounting brackets using flat-roof clips. Contents of kit: 20 L-shaped profiles Material: Aluminium, mill finish Length: 6150 mm Dimensions: 50 x 50 x 3 mm	259 596	11	789.26 20 kits
	L-shaped coupling profile, 4 mm	L-shaped coupling profile, 4 mm For external coupling of arrays to flat roofs. Fixed to flat-roof mounting brackets using flat-roof clips. Contents of kit: 20 L-shaped profiles Material: Aluminium, mill finish Length: 6150 mm Dimensions: 55 x 55 x 4 mm	259 597	11	1,242.52 20 kits
	Flat-roof connector	Flat-roof connector To couple smaller arrays within the rows. Contents of kit: 20 Flat-roof connectors, including screws Material: Aluminium, mill finish Length: 1080 mm Dimensions: 55 x 55 x 4 mm	259 595	11	299.55 20 kits
	L bracket connector	Elbow fitting To connect flat-roof connectors to L-shaped coupling profiles. Contents of kit: 20 Elbow fittings, including screws Material: Aluminium, mill finish	259 594	11	32.89 20 kits
	Flat connector	Flat connecting piece To couple L-shaped coupling profiles. Coupling must always be for one flat-roof mounting bracket. Contents of kit: 20 Flat connectors, including screws Material: Aluminium, mill finish Length: 100 mm	259 593	11	34.32 20 kits
	Energy kit 2-K	2-part roof fixing kit Two-part kit to create roof attachments for the MSE 210 and MSE 100 flat-roof systems. The kit includes all the components required for 4 roof attachments for flat roof PV installations (secure against slippage). Fixing distances and spacing in accordance with installation and operating instructions. Contents: 1 x 2-part priming compound 1 x Special sand 4 x Solar kit basic 1 x Solar kit sealing 4 x Basic fleece 200 x 200 mm 1 x Pair of scissors 4 x Brushes 2 x Pairs of disposable gloves 1 x Pair of protective goggles	259 618	11	312.42 1 kit

Article group	Description	Article information	Art. No.	DG	Price [€] PU
Schüco MSE 100 Flat roof					
	Energy flat-roof anchor	Special anchor for attachment to roof To produce fittings to prevent slippage for the MSE 210 and MSE 100 flat-roof systems. The special anchors provide roof fixings in conjunction with the Energy kit 2-K. Material: Stainless steel	259 619	11	99.37 ₄
	Energy flat-roof mounting ring 2-K	Mounting ring for attachment to roof To anchor the flat-roof systems MSE 210 and MSE 100 using the roof covering, without penetrating the roof. The mounting ring is used as a template on the roof covering and is attached to the roof covering using Energy kit 2-K and Energy flat-roof anchor. Material: Energy ² Solar kit Basic 2-K	259 620	11	134.40 ₄
	Support post, 4 mm	Support post for ground-mounted installation Support posts to create rows of panels for ground-mounted installation. To install ground-mounted PV modules. The length of the support post is determined individually according to the ground classification and pile integrity tests. Requirements: Suitable type of terrain. Contents: 1 Support post Length: 2400 mm Material: Steel, hot-dip galvanised Material thickness: 4 mm	259 633	11	65.77 ₁
	Vertical support	Vertical support for ground-mounted installation Vertical support with slots to construct rows of panels for ground-mounted installation. Suitable for mounting Schüco thin-film modules with the dimensions 1300 x 1100 mm. Slots for individual positioning of the mounting rails. Length: 2100 mm Material: Steel, hot-dip galvanised	259 791	11	33.60 ₁
	Front strut	Front strut for ground-mounted installation Front strut to securely and easily connect vertical supports to support posts. For mounting Schüco thin-film modules with the dimensions 1300 x 1100 mm. Two front struts are required per vertical support. Material: Steel, hot-dip galvanised	259 728	11	2.86 ₁
	Rear strut	Rear strut for ground-mounted installation Rear strut to securely and easily connect vertical supports to support posts. For mounting Schüco thin-film modules with the dimensions 1300 x 1100 mm. Two rear struts are required per vertical support. Material: Steel, hot-dip galvanised	259 145	11	3.57 ₁

Article group	Description	Article information	Art. No.	DG	Price [£] PU
Schüco MSE 100 Ground-mounted support posts					
	Set of screws	Set of screws for ground-mounted installation Set of screws to connect the front and rear struts to the vertical support and support post. One set of screws is required for a vertical support.	259 794	11	1.29 1 kit
	Top mounting rail for ground-mounted installation	Mounting rail: Aluminium, mill finish Mounting rail with two functional sides and a guide for ground-mounted installation of modules on support posts. Use as a top mounting rail of an array. Material: Aluminium, mill finish Contents: 12 Top mounting rails for ground-mounted installation	259 800	11	922.95 12
	Bottom mounting rail for ground-mounted installation	Mounting rail: Aluminium, mill finish Mounting rail with two functional sides and a guide for ground-mounted installation of modules on support posts. Use as a bottom mounting rail of an array. Material: Aluminium, mill finish Contents: 12 Bottom mounting rails for ground-mounted installation	259 793	11	880.06 12
	Mounting rail connector for ground-mounted installation	To connect mounting rails Mounting rail connector to provide a structurally secure connection with mounting rails for ground-mounted installation when constructing a row. A maximum of three mounting rails can be connected using the mounting rail connector. Contents: 4 x Mounting rail connectors 16 x Self-drilling screws Length: 400 mm Material: Aluminium, mill finish	259 792	11	On request 4 kits
	MSE 100 centre clip for ground-mounted installation	Centre retaining clip for ground-mounted installation To easily and securely fix the Schüco thin-film modules with the dimensions 1300 x 1100 mm to mounting rails for ground-mounted installation when installing the support posts. Two of these retaining clips are inserted between the modules to fix the modules in position. Contents: 128 x Centre clips 64 x Pressure plates 64 x Screws 64 x Anchor blocks Material: Aluminium, mill finish	259 795	11	On request 64 kits
	MSE 100 end clip for ground-mounted installation	End retaining clip for ground-mounted installation To easily and securely fix the Schüco thin-film modules with the dimensions 1300 x 1100 mm to mounting rails for ground-mounted installation when installing the support posts. The first and last module in an array are attached to the mounting rails using two of these end clips. Contents: 8 x End clips 8 x M8 x 16 screws 8 x Anchor blocks Material: Aluminium, mill finish	259 796	11	On request 8 kits

Article group	Description	Article information	Art. No.	DG	Price [£] PU
Schüco MSE 100 Ground-mounted support posts					
	OneTurn 18/20	Quick clamp connector with socket head For connecting mounting rails and roof anchors quickly and securely. For profile sizes with roof anchors smaller than or equal to 6 mm The OneTurn is supplied as a pre-assembled unit ready for installation.	256 494	11	30.03 20
	OneTurn 18/100	Quick clamp connector with socket head For profile sizes with roof anchors smaller than or equal to 6 mm	256 495	11	134.40 100
	OneTurn 18/500	Quick clamp connector with socket head For profile sizes with roof anchors smaller than or equal to 6 mm	257 887	11	629.12 500
	OneTurn 22/20	Quick clamp connector with socket head For connecting mounting rails and roof anchors quickly and securely. For roof anchors with profile sizes greater than 6 mm. The OneTurn is supplied as a pre-assembled unit ready for installation.	256 040	11	31.46 20
	OneTurn 22/100	Quick clamp connector with socket head	256 511	11	141.55 100
	OneTurn 22/500	Quick clamp connector with socket head	256 512	11	707.76 500
	Tape for ground-mounted installation	Tape To avoid contact corrosion between reinforced, hot-dip galvanised steel and mill finish aluminium for ground-mounted installations. Contents: 1 roll, 50 m Width: 75 mm	259 744	11	17.16 1 Roll
	Spacer for ground-mounted installation	For vertical profiles for ground-mounted installation To prevent deformation of vertical supports for ground mounted installation. Two spacers are required per vertical support. Contents: 24 Spacers Material: Steel, hot-dip galvanised	259 745	11	15.01 24
	Inverter bracket for ground-mounted installation	To fix inverters to support post for ground-mounted installation. Suitable for support posts with the maximum dimensions (W x D): 50 x 115 mm Note the specifications regarding the clearance of the inverters from the ground. Material: Steel, hot-dip galvanised	257 674	11	35.75 1

Solar products

Equipment Exhibits

Equipment

Tool
Commissioning
Maintenance


106


Exhibits

PV modules
Portable sample

108



Article group	Description	Article information	Art. No.	DG	Price [€] PU
Tools					
	Hexagon-head screwdriver	With ball head Tool for fixing the collectors. Size: 6 mm	221 089	12	4.29 1
	T-shaped Allen key	Allen key with T-handle and spring-loaded bearing Strong screwdriver with ball head that allows wide range of movement. Suitable for fixing modules. The spring-loaded ball at the bottom of the shaft makes the Allen key with T-handle particularly suitable for Schüco OneTurn technology. Length: 150 mm Material: Handle: PP black, 90 mm Shaft: CV steel, toughened and burnished	249 744	12	4.29 1
	L-shaped Allen key	L-shaped Allen key with spring-loaded bearing Suitable for screw fixing all fixings in the Schüco roof mounting systems. The spring-loaded bearing at the bottom of the shaft makes the L-shaped Allen key particularly suitable for Schüco OneTurn technology. Material: Chromium-vanadium steel Dimensions: 96 x 38 mm	249 745	12	4.29 1
	Open-end spanner set	For installation and fixing of profiles Three-part open-end spanner set for installing hydraulic connections and for bolting together the on-roof mounting rails with the roof anchors. Contents of kit: 1 open-end spanner 13/14 2 open-end spanners 17/19	221 090	12	12.15 1 kit
	Punch, Cu	Tempered impact head Suitable for installing the anti-theft device. (Tempered impact head in accordance with DIN 6458).	221 774	12	4.29 1
	PY-T4 tool kit	For PY-T4 crimp connectors Tool kit for making the PY-T4 plug crimp connections for cable from 0.14 mm ² to 10 mm ² . Contents of the tool kit: 1 PY-T4 crimping tool 1 crimping die (0.14 mm ² - 4 mm ²) 1 crimping die (4 mm ² - 10 mm ²) 1 contact locator 1 extraction tool	256 960	12	386.05 1 kit
	MC-T4 crimping tool	Cable cross section: 2,5/4/6 mm² Suitable for fast and professional creation of multi-contact crimp connections for the MC-T4 plug system.	249 647	12	182.30 1

Article group	Description	Article information	Art. No.	DG	Price [£] PU
Tools					
	LC-4 crimping tool	Cable cross section: 2,5/4/6 mm² Suitable for fast and professional creation of LC-4 crimp connections.	271 108	12	210.90 1
	Set of MC-T4 installation spanners	2 installation spanners Suitable for tightening and loosening the MC-T4 cable terminals and for releasing the lock.	249 648	12	6.43 2 kits
	MC-T3 tool kit	For MC-T3 crimp connectors Tool kit required for creating crimp connections of the MC-T3 plug system. Contents of kit: 1 Aluminium case 1 MC crimping tool 1 MC circlip pliers 1 x 2 - 4 mm cable pull for MC circlip pliers 1 6 mm cable pull for MC circlip pliers	231 037	12	284.53 1 kit
	LC-3 crimping tool	Cable cross section: 4 mm² Suitable for fast and professional creation of LC-3 crimp connections and to strip the cable.	257 724	12	178.73 1
	RJ45 crimping tool	Suitable for fast and professional creation of RJ45 crimp connections.	257 630	12	30.03 1
	Generator tester	Meter adapter Recommended for testing that the the module in a string is connected correctly and without breaks and for safe interruption of the electrical current when taking the reading. Rated voltage: 800 VDC Rated current: 25 ADC Cross section of cable: 4 mm ² Cable length: Plus and minus cable every 2.5 m Plug-in connector: T4 plug system	259 606	12	78.64 1

Article group	Description	Article information	Art. No.	DG	Price [£] PU
Portable sample					
	Schüco MPE 180 MS 05 - M	Portable sample with Prysmian connector Dimensions (L x W x H): 438 x 296 x 42 mm Weight: 2,5 kg Colour: Silver anodised, similar to RAL 7035 (light grey)	271 746	12	107.24 1
	Schüco MPE 210 PS 05 - M	Portable sample with Prysmian connector Dimensions (L x W x H): 535 x 358 x 42 mm Weight: 2,5 kg Colour: Silver anodised, similar to RAL 7035 (light grey)	271 747	12	107.24 1
	Exhibition stand	Exhibition stand Contents of kit: 1 stand component, left 1 stand component, right Screws Design: MDFRAL 9007 (grey aluminium)	221 203	12	168.72 1 kit
	Stand for portable sample	Exhibition stand	221 266	12	81.50 1 kit
	MSE 100 flat roof east/west sample kit	To assemble sample Of two MPE AL modules with the dimensions 1100 x 1300 mm as MSE 100 flat roof east/west. Contents of kit: 4 x Base points 4 x Cable routes 2 x Ridge connectors 2 x Traction cables Includes fixing screws	271 851	11	114.39 1 kit
	PV Light sample case II	Display material for mounting systems The components contained here give a comprehensive product overview and allow an installation demonstration. Contents: MSE 210 sample case High-quality case with Schüco design	259 787	11	1
	Schüco MSE 210 exhibits/samples	Schüco MSE 210 auxiliary kit Additional components for the Schüco MSE 210 system for the same case.	259 788	11	89.36 1 kit

Solar products

**Conditions of
Sale and Delivery**

Conditions of Sale and Delivery

111



SCHÜCO

Conditions of
Sale and Delivery

CONDITIONS OF SALE

Schueco UK Ltd. Whitehall Avenue, Milton Keynes, MK10 0AL

NOTE: These Conditions contain exclusion clauses

The following conditions shall be deemed to be incorporated in all agreements from time to time entered into between SCHÜCO and the Purchaser which provide for the sale of any goods by SCHÜCO to the Purchaser and these conditions shall apply in place of and prevail over any other terms or conditions of the Purchaser which may have been introduced or otherwise referred to during the preceding negotiations or in the Purchaser's order unless otherwise specifically agreed to in writing by SCHÜCO and any purported provisions to the contrary are hereby excluded.

1. General

a) In these conditions "SCHÜCO" means Schueco UK Ltd, "Order Acknowledgement" means SCHÜCO's order acknowledgement, "the Purchaser" means the person firm or company named as the Purchaser in the Order Acknowledgement and "the Goods" means the goods which are the subject of the Order Acknowledgement including all instruction leaflets, manuals, drawings, illustrations and specifications provided by SCHÜCO to the Purchaser. The agreements, warranties, conditions, representations and other terms set out in the Order Acknowledgement and in these Conditions are together referred to in these conditions "the Agreement for Sale".

b) The Agreement for Sale represents the complete agreement between SCHÜCO and the Purchaser with regard to the Goods and contains all agreements, warranties, conditions, representations and other terms agreed, made or relied upon by either party in connection with the Goods. No amendment or addition to the Agreement for Sale shall be binding on the Seller unless agreed in writing by an authorised representative of the Seller.

2. Scope and Object of SCHÜCO's Obligations

No offer, obligation or agreement relating to the sales of the Goods is binding on SCHÜCO unless set out in the Agreement for Sale or in an amendment or addition thereto duly agreed in writing by SCHÜCO.

3. Changes in Dimensions

Where any Goods are manufactured to meet specified dimensions ordered by the Purchaser, such dimensions may not be changed, except where SCHÜCO agree in writing to such changes.

4. Prices

Unless otherwise agreed prices are ex-works, excluding packaging. Prices are quoted in Pounds Sterling. The prices contained in the SCHÜCO published price list valid at the time of delivery. Unless otherwise specified VAT or any other tax or duty payable by SCHÜCO shall be added to the price.

5. Delivery

Any period or date for delivery stated in the Agreement for Sale is intended as an estimate only and is not a contractual commitment and SCHÜCO shall not be liable for any damages or losses arising out of any delay. SCHÜCO shall have no liability in respect of any failure or delay in fulfilling any of its obligations to the extent that fulfilment is prevented, frustrated, impeded and/or delayed as a consequence of any circumstance or event beyond SCHÜCO's reasonable control including without prejudice to the generality of the foregoing any strikes, lock-outs or trade disputes whether involving SCHÜCO's employees or others, fire, explosion, accident, breakdown of plant or machinery, war, delay or cancellation of deliveries or provisions of services by third parties or shortages of materials or Act of God. SCHÜCO may deliver the goods in one or more instalments.

Possible expenses arising in connection with testing and acceptance shall be borne by the Purchaser. Goods in respect of which a deferred delivery or part delivery has been agreed by SCHÜCO (unless otherwise agreed in writing) must be accepted or collected within three months of the date of order or within four weeks of the agreed delivery date. Where a delivery date has been agreed and where this is being deferred by the Purchaser SCHÜCO shall be entitled to demand payment in the amount of the work completed or, respectively to the value of the Goods made available. As regards the delivery of the goods deviations of up to 10% regarding weights, numbers and dimensions shall be permissible and this shall apply to the entire quantity as well as to individual part deliveries.

6. Return of Goods

Where SCHÜCO voluntarily take Goods back a handling charge of 20% of the invoiced amount will be charged. SCHÜCO also reserves the right to charge for reduction in the value of the stock returned. The Purchaser shall have the right to prove that the damages incurred due to return of Goods and the loss in value of the Goods returned are essentially lower than the amount claimed by SCHÜCO. In principle, SCHÜCO will not accept the return of Goods specifically produced or acquired for the Purchaser. Any decision to accept the return of Goods shall be entirely at the discretion of SCHÜCO.

7. Transfer of Risk and Despatch

Even where freight paid or, respectively, f.o.b. or c.i.f. delivery has been agreed, the risk shall pass to the Purchaser when the Goods leave SCHÜCO's premises or store. Where the delivery or despatch is delayed through the fault of the Purchaser, the risk shall pass to the Purchaser when the Goods are available for delivery. Discrepancies from the despatch note or invoice are to be advised to SCHÜCO without delay in writing.

8. Packaging

The type of packaging will be determined by SCHÜCO. Simple packaging in paper, cardboard or similar shall be invoiced at cost price. If returned freight paid in good condition within six weeks, boxes and crates with a value of more than £10 shall be credited by SCHÜCO at 80% of the invoiced value.

9. Terms of Payment

Payment for Goods delivered shall be made in full in Pounds Sterling without deduction within 30 days of the date of invoice which may be issued at any time after the goods are ready for despatch or collection from SCHÜCO's works (for payments made within 18 days of the date of invoice a discount of 3% will be granted). Any other method of payment shall require specific written agreement. Pure job orders shall be payable immediately net cash, as shall be the cost of tools. SCHÜCO reserve the right to demand payment in advance, down payments or payments on account. The Purchaser shall not under any circumstances be entitled to defer payment or set-off any claim or counterclaim against monies due to SCHÜCO whether such claim or counterclaim shall relate to the Agreement for Sale or any other contract with SCHÜCO and the Purchaser hereby waives all rights of set-off whether at law or in equity. The Purchaser shall have no claims in respect of late submission of invoices. Unless otherwise agreed in writing by SCHÜCO if payment for the Goods is made by cheque or bill of exchange, the Purchaser shall not have fulfilled its payment obligation until SCHÜCO is in receipt of cleared funds. The discountability will also be a condition for the acceptance of any bills of exchange. Any costs arising in connection with bills shall be borne by the Purchaser in every event. In the event of any payment becoming overdue and without prejudice to any other right SCHÜCO may have SCHÜCO shall be entitled to charge interest at the rate of 4% over Barclays Bank plc base rate to run from the due date of payment thereof until receipt by SCHÜCO of the full amount whether before or after judgement. No notice of default shall be required for the right to charge interest to arise. Where payment of an invoice becomes overdue or where facts become known which are liable to diminish the creditworthiness of the Purchaser, all claims and bills shall become due immediately regardless of payment dates or due dates agreed.

SCHÜCO shall be entitled to rescind Agreement for Sale or to supply outstanding deliveries only against security and/or claim damages for non-performance, if during the time of delivery a marked deterioration in the financial affairs of the Purchaser occurs and also, where the Purchaser is unable to fulfill his financial obligations or seizures or other executions are levied against him or where court summonses voluntary liquidation or receivership are imminent.

10. Warranties

- a) Complaints regarding defective goods will only be taken into account if notified in writing as soon as possible and in any event within eight days of the receipt of the Goods, unless the defect could not have been discovered even on careful examination. If a complaint proves to be justified, SCHÜCO will supply a replacement free of charge and freight paid to the original place of delivery. The defective Goods shall be returned before delivery of the replacement. Only the defective components will be replaced, not the entire manufactured Goods. The warranty is limited to a period of six months from the date of transfer of risk.
- b) SCHÜCO shall not be liable under the above warranty insofar as defects can be attributed to instructions of the Purchaser, a third party acting of his behalf, the further processing and/or mounting of the Goods delivered by SCHÜCO, the condition of the building concerned or other causes which are not exclusively due to the Goods delivered by SCHÜCO. SCHÜCO shall be under no obligation whatsoever to repair, replace or make good any loss wear and tear, accident, abnormal conditions of storage or use or any act, neglect or default of the Purchaser or any third party or incorrect information supplied by the Buyer as to the Goods operating conditions. The Purchaser shall service the delivered goods at his own expense.
- c) Additional provisions for machinery and driving gear.
Warranty for the delivery of machinery, driving gears or other capital goods is covered by our supplementary warranty regulations for machinery, save as provided in the warranty set out above. SCHÜCO shall be under no liability to the Purchaser for any damages or losses direct or indirect, resulting from defects in design, materials or workmanship or from any act. The above warranty which is given in lieu of and replaces, excludes and extinguishes all and every condition, warranty or representation whatsoever whether expressed or implied by statute, common law, trade usage, custom or otherwise in respect of the quality, fitness for purpose, merchantability, description of the goods or otherwise.

Save as provided in the warranty set out above, SCHÜCO shall be under no liability to the Purchaser for any damages or losses direct or indirect resulting from defects in design, materials or workmanship or from any act or default of SCHÜCO, whether negligent or otherwise. SCHÜCO shall have no liability for indirect or consequential losses or expenses suffered by the Purchaser, however caused, including but not limited to loss of anticipated profits, goodwill, reputation, business receipts or contracts, or losses or expenses resulting from third party claims.

Subject to Condition 14 SCHÜCO's aggregate liability to the Purchaser whether for negligence, breach of contract, misrepresentation or otherwise, shall in no circumstances exceed the cost of the goods which give rise to such liability in respect of any occurrence or series of occurrences.

11. Reservation of Title/Passing of Property

- a) The Goods shall remain the property of SCHÜCO as legal and equitable owner and no property in or title to the Goods shall pass to the Purchaser until all sums due from the Purchaser to SCHÜCO have been paid in full whether in respect of such Goods or due to any other future demands for delivery of goods or services. SCHÜCO are entitled to view any Goods to which it has title, wherever they may be located. Until payment in full, the Purchaser shall store the Goods in such a way as to enable them to be identified as the property of SCHÜCO and shall not sell or encumber the Goods in any way. Failure to pay the price for the Goods when due shall without prejudice to any other remedies SCHÜCO may have, entitle SCHÜCO to repossess the Goods or so much thereof as SCHÜCO may determine from any premises where they may be. For the purpose of repossessing the Goods or any part thereof the Purchaser hereby grants an irrevocable license to SCHÜCO, its employees or agents to enter upon such premises and the Purchaser shall pay to SCHÜCO the cost or removal and transport of the Goods or any part thereof.
- b) The Purchaser may process or incorporate the Goods in or with any other product provided that any new product manufactured or containing the Goods shall become the sole and exclusive property of SCHÜCO and shall be separately stored and marked so as to be identifiable as being manufactured or as containing the Goods which are the property of SCHÜCO.

- c) Prior to the passing of title in the Goods in accordance with this Condition 11, the Purchaser is not entitled to pledge or transfer possession of or title in the Goods to a third party. The transfer to a factoring company requires SCHÜCO's prior written agreement, which shall be subject to charges. The Purchaser shall not attempt to purport to pledge or transfer Goods as long as reservation of title exists. Seizures of the reserved Goods must be notified to SCHÜCO without delay enclosing the Seizure Notice (copy), so that the necessary legal steps can be taken. Costs incurred shall be borne by the Purchaser.

The Purchaser shall not have right to title of any partly paid machinery, these remain SCHÜCO's property.

- d) If notwithstanding the restrictions contained in this Condition 11, the Purchaser sells and delivers the Goods or a product produced with the Goods in which property remains with SCHÜCO to any third party, it shall do so as SCHÜCO's agent (but as principle vis-à-vis any third party), in a fiduciary capacity and for the account of SCHÜCO and the entire proceeds of sale shall be held in trust for SCHÜCO, and shall not be mingled with any other monies and shall at all times be identifiable as SCHÜCO's monies. The Purchaser shall upon request assign to SCHÜCO the legal title of any right against any third party arising out of such sale and the beneficial interest of which is SCHÜCO's. The Purchaser will be entitled to receive from SCHÜCO by way of commission the excess of the proceeds of sale over the amounts due to SCHÜCO from the Purchaser.

12. Further Obligations under the Contract

The Purchaser's rights under the Agreement for Sale shall not be transferable. All drawings, plans, illustrations and specifications submitted by SCHÜCO to the Purchaser remain the property of SCHÜCO and must not be communicated to any third party without the prior written consent of SCHÜCO.

13. Glass Deliveries

For glass deliveries our supplementary glass delivery conditions are applicable.

14. Statutory Liability

Nothing in these conditions shall be interpreted as excluding or restricting any legal liability of SCHÜCO for death or personal injury resulting from the negligence of SCHÜCO, its employees, agents or sub-contractors or restricting any of SCHÜCO's legal obligations arising under section 12 of the Sale of Goods Act 1979 or under the Consumer Protection Act 1987.

15. General

The rights of SCHÜCO shall not be prejudiced or restricted by any indulgence or forbearance extended to the Purchaser and no waiver of any breach shall operate as a waiver of any subsequent breach. The headings of these Conditions do not form part of these Conditions and shall not affect the interpretation thereof. If any of these Conditions or any part thereof is held to be invalid for any purpose it shall for that purpose be deemed to have been omitted but shall not prejudice the effectiveness of the rest of these Conditions.

16. Law and Jurisdiction

The Agreement for Sale shall be governed by and construed in accordance with English Law and each party agrees to submit to the exclusive jurisdiction of the English Courts as regards any claim or matter arising under the Agreement for Sale.

Solar products

Index

Index

Index
Order form

114



SCHÜCO

221 089.....	106	221 417.....	57	231 925.....	68	249 780.....	93
221 090.....	106	221 418.....	57	231 926.....	70	249 781.....	65
221 139.....	31	221 424.....	55	231 997.....	68	249 782.....	67
221 140.....	31	221 501.....	68	231 998.....	71	249 783.....	64
221 143.....	31	221 502.....	70	232 496.....	24	249 784.....	66
221 144.....	31	221 503.....	68	232 497.....	24	249 785.....	64
221 145.....	31	221 504.....	70	232 498.....	24	249 786.....	66
221 146.....	31	221 585.....	75	232 499.....	25	249 791.....	64
221 147.....	31	221 586.....	68	232 500.....	25	249 792.....	66
221 148.....	31	221 587.....	70	232 501.....	24	249 793.....	64
221 168.....	60	221 588.....	68	249 131.....	69	249 794.....	66
221 170.....	54	221 589.....	70	249 132.....	71	249 795.....	64
221 177.....	34	221 673.....	68	249 162.....	26	249 796.....	66
221 179.....	68	221 674.....	70	249 164.....	26	249 797.....	64
221 180.....	68	221 719.....	68	249 274.....	41	249 798.....	66
221 181.....	70	221 720.....	70	249 413.....	28	249 799.....	64
221 182.....	70	221 744.....	29	249 414.....	27	249 800.....	66
221 185.....	59	221 747.....	30	249 415.....	28	249 801.....	64
221 188.....	58	221 748.....	28	249 416.....	29	249 802.....	66
221 189.....	58	221 771.....	76	249 417.....	30	249 803.....	64
221 190.....	58	221 772.....	76	249 418.....	30	249 804.....	66
221 191.....	58	221 774.....	106	249 484.....	36	249 805.....	64
221 192.....	59	221 851.....	68	249 487.....	36	249 806.....	66
221 193.....	59	221 852.....	70	249 489.....	35	249 807.....	64
221 194.....	58	221 925.....	76	249 501.....	36	249 808.....	66
221 195.....	59	221 941.....	41	249 502.....	35	249 809.....	64
221 196.....	59	231 034.....	38	249 503.....	35	249 810.....	66
221 197.....	59	231 035.....	38	249 504.....	37	249 815.....	64
221 198.....	60	231 037.....	107	249 505.....	36	249 816.....	66
221 201.....	74	231 079.....	74	249 550.....	69	249 817.....	64
221 203.....	108	231 087.....	75	249 551.....	71	249 818.....	66
221 207.....	83	231 088.....	75	249 580.....	75	249 819.....	64
221 227.....	75	231 089.....	68	249 581.....	75	249 820.....	66
221 239.....	68	231 090.....	68	249 635.....	31	249 823.....	64
221 240.....	70	231 091.....	70	249 636.....	31	249 824.....	66
221 260.....	68	231 092.....	70	249 637.....	31	249 825.....	64
221 261.....	70	231 124.....	68	249 638.....	31	249 826.....	66
221 266.....	108	231 125.....	70	249 639.....	31	249 827.....	64
221 272.....	54	231 126.....	68	249 640.....	31	249 828.....	66
221 284.....	68	231 127.....	70	249 641.....	31	249 833.....	64
221 285.....	70	231 128.....	68	249 642.....	31	249 834.....	66
221 286.....	68	231 129.....	70	249 643.....	34	249 837.....	64
221 287.....	70	231 141.....	68	249 644.....	39	249 838.....	66
221 353.....	75	231 142.....	70	249 645.....	39	249 839.....	64
221 367.....	34	231 149.....	80	249 646.....	41	249 840.....	66
221 391.....	60	231 149.....	97	249 647.....	106	249 841.....	64
221 392.....	60	231 181.....	68	249 648.....	107	249 842.....	66
221 396.....	55	231 182.....	70	249 743.....	74	249 843.....	64
221 397.....	55	231 266.....	68	249 744.....	106	249 844.....	66
221 398.....	55	231 267.....	70	249 745.....	106	249 845.....	64
221 399.....	55	231 282.....	33	249 746.....	91	249 846.....	66
221 400.....	56	231 333.....	34	249 747.....	91	249 847.....	64
221 401.....	55	231 464.....	29	249 748.....	91	249 848.....	66
221 402.....	55	231 607.....	73	249 749.....	91	249 849.....	64
221 403.....	56	231 636.....	73	249 750.....	91	249 850.....	66
221 404.....	56	231 641.....	76	249 751.....	91	249 998.....	93
221 405.....	56	231 686.....	68	249 752.....	91	256 018.....	17
221 406.....	56	231 687.....	70	249 753.....	92	256 019.....	17
221 407.....	55	231 689.....	68	249 754.....	92	256 020.....	18
221 408.....	56	231 690.....	70	249 755.....	92	256 022.....	76
221 409.....	56	231 703.....	68	249 766.....	92	256 039.....	80
221 410.....	56	231 704.....	70	249 767.....	92	256 040.....	74
221 411.....	56	231 764.....	73	249 768.....	92	256 040.....	104
221 412.....	56	231 765.....	73	249 769.....	92	256 041.....	76
221 413.....	56	231 774.....	73	249 770.....	93	256 047.....	65
221 414.....	57	231 775.....	73	249 771.....	93	256 048.....	67
221 415.....	57	231 852.....	68	249 778.....	93	256 097.....	69
221 416.....	57	231 853.....	70	249 779.....	93	256 099.....	71

256 101.....	65	257 128.....	78	257 701.....	100	259 245.....	71
256 103.....	67	257 129.....	78	257 722.....	38	259 246.....	65
256 140.....	82	257 130.....	78	257 723.....	38	259 247.....	67
256 141.....	82	257 130.....	96	257 724.....	107	259 311.....	76
256 142.....	82	257 131.....	78	257 739.....	41	259 385.....	88
256 143.....	82	257 131.....	96	257 739.....	41	259 386.....	88
256 144.....	82	257 145.....	71	257 786.....	78	259 576.....	100
256 145.....	83	257 146.....	65	257 787.....	78	259 578.....	100
256 146.....	83	257 147.....	67	257 787.....	96	259 579.....	100
256 169.....	69	257 159.....	22	257 814.....	100	259 583.....	80
256 170.....	71	257 160.....	22	257 839.....	27	259 583.....	97
256 191.....	75	257 161.....	22	257 841.....	85	259 586.....	83
256 194.....	81	257 184.....	69	257 842.....	86	259 587.....	83
256 246.....	93	257 197.....	39	257 843.....	86	259 588.....	83
256 292.....	41	257 198.....	39	257 844.....	85	259 589.....	83
256 311.....	77	257 199.....	34	257 845.....	9	259 589.....	101
256 312.....	77	257 200.....	35	257 846.....	9	259 593.....	84
256 313.....	77	257 201.....	32	257 847.....	9	259 593.....	101
256 314.....	77	257 202.....	32	257 848.....	9	259 594.....	84
256 315.....	77	257 203.....	32	257 887.....	74	259 594.....	101
256 316.....	77	257 204.....	32	257 887.....	104	259 595.....	84
256 317.....	78	257 205.....	32	257 888.....	77	259 595.....	101
256 318.....	78	257 206.....	32	257 889.....	77	259 596.....	84
256 319.....	78	257 220.....	69	257 892.....	65	259 596.....	101
256 323.....	69	257 221.....	71	257 893.....	67	259 597.....	84
256 324.....	71	257 222.....	65	257 894.....	69	259 597.....	101
256 325.....	65	257 223.....	67	257 895.....	71	259 606.....	107
256 326.....	67	257 319.....	69	257 896.....	65	259 613.....	69
256 327.....	69	257 320.....	71	257 897.....	67	259 614.....	71
256 328.....	71	257 321.....	65	257 988.....	30	259 615.....	65
256 329.....	65	257 322.....	67	257 990.....	42	259 616.....	67
256 473.....	29	257 325.....	30	257 991.....	42	259 618.....	84
256 474.....	29	257 326.....	30	257 992.....	42	259 618.....	101
256 480.....	27	257 327.....	30	257 993.....	46	259 619.....	84
256 481.....	27	257 337.....	69	257 994.....	46	259 619.....	102
256 494.....	74	257 338.....	71	258 096.....	14	259 620.....	84
256 494.....	104	257 339.....	65	258 097.....	14	259 620.....	102
256 495.....	74	257 340.....	67	258 098.....	14	259 633.....	102
256 495.....	104	257 350.....	86	258 099.....	15	259 647.....	12
256 496.....	100	257 359.....	85	258 100.....	15	259 664.....	81
256 497.....	100	257 360.....	85	258 113.....	15	259 664.....	96
256 507.....	67	257 361.....	86	258 114.....	16	259 665.....	81
256 509.....	71	257 366.....	85	258 115.....	16	259 667.....	33
256 511.....	74	257 575.....	85	258 116.....	16	259 668.....	33
256 511.....	104	257 630.....	107	258 117.....	17	259 669.....	33
256 512.....	74	257 631.....	41	259 026.....	69	259 670.....	33
256 512.....	104	257 645.....	100	259 027.....	71	259 671.....	33
256 718.....	73	257 646.....	100	259 028.....	65	259 672.....	33
256 942.....	40	257 647.....	86	259 029.....	67	259 673.....	33
256 943.....	40	257 674.....	90	259 030.....	69	259 674.....	33
256 944.....	40	257 674.....	104	259 031.....	71	259 675.....	33
256 945.....	40	257 675.....	26	259 032.....	65	259 676.....	33
256 960.....	106	257 676.....	26	259 033.....	67	259 677.....	33
257 062.....	69	257 677.....	26	259 039.....	72	259 678.....	33
257 063.....	71	257 678.....	26	259 040.....	72	259 679.....	32
257 064.....	65	257 679.....	26	259 041.....	72	259 680.....	32
257 065.....	67	257 680.....	26	259 042.....	72	259 681.....	32
257 105.....	75	257 681.....	87	259 145.....	102	259 682.....	32
257 106.....	75	257 682.....	87	259 150.....	89	259 683.....	32
257 117.....	74	257 683.....	87	259 152.....	89	259 684.....	32
257 119.....	77	257 684.....	87	259 153.....	89	259 685.....	32
257 120.....	77	257 685.....	87	259 154.....	89	259 686.....	32
257 121.....	77	257 686.....	87	259 155.....	90	259 687.....	34
257 122.....	77	257 687.....	87	259 157.....	89	259 688.....	31
257 123.....	80	257 688.....	87	259 219.....	88	259 689.....	31
257 125.....	78	257 696.....	65	259 220.....	88	259 690.....	31
257 126.....	78	257 697.....	67	259 243.....	89	259 691.....	31
257 127.....	78	257 698.....	87	259 244.....	69	259 692.....	31

259 693.....	31	259 790.....	67	271 264.....	20	271 761.....	45
259 694.....	31	259 791.....	102	271 265.....	20	271 762.....	46
259 695.....	31	259 792.....	103	271 266.....	20	271 851.....	108
259 696.....	34	259 793.....	103	271 267.....	21	271 898.....	87
259 700.....	99	259 794.....	103	271 268.....	21	271 899.....	87
259 701.....	99	259 795.....	103	271 280.....	10	271 900.....	88
259 702.....	99	259 796.....	103	271 281.....	11	298 900.....	88
259 703.....	99	259 798.....	79	271 282.....	11		
259 709.....	69	259 799.....	79	271 283.....	11		
259 710.....	71	259 800.....	103	271 284.....	10		
259 716.....	74	259 862.....	86	271 285.....	10		
259 720.....	63	259 863.....	87	271 286.....	10		
259 721.....	62	259 864.....	87	271 308.....	11		
259 722.....	63	259 865.....	87	271 312.....	8		
259 723.....	63	259 866.....	87	271 313.....	8		
259 724.....	62	259 867.....	87	271 314.....	8		
259 725.....	62	259 868.....	86	271 362.....	8		
259 726.....	62	259 914.....	43	271 550.....	25		
259 728.....	102	259 915.....	43	271 551.....	25		
259 733.....	79	259 916.....	43	271 632.....	52		
259 733.....	98	259 917.....	43	271 633.....	52		
259 739.....	78	259 918.....	44	271 634.....	52		
259 740.....	79	259 919.....	44	271 635.....	52		
259 741.....	90	259 920.....	18	271 636.....	52		
259 742.....	90	259 922.....	96	271 637.....	52		
259 744.....	90	259 923.....	97	271 638.....	52		
259 744.....	104	259 924.....	96	271 639.....	52		
259 745.....	90	259 925.....	98	271 640.....	53		
259 745.....	104	259 926.....	96	271 641.....	53		
259 749.....	79	259 927.....	98	271 642.....	53		
259 750.....	79	259 928.....	81	271 643.....	53		
259 751.....	48	259 928.....	97	271 644.....	53		
259 752.....	48	259 929.....	98	271 645.....	53		
259 753.....	48	259 930.....	80	271 646.....	53		
259 754.....	48	259 930.....	98	271 647.....	53		
259 755.....	49	259 934.....	72	271 648.....	54		
259 756.....	50	259 938.....	35	271 649.....	54		
259 757.....	49	259 939.....	35	271 650.....	54		
259 758.....	49	259 940.....	35	271 651.....	54		
259 759.....	49	259 941.....	35	271 665.....	54		
259 760.....	49	259 942.....	35	271 668.....	85		
259 761.....	48	259 943.....	35	271 669.....	85		
259 762.....	48	259 944.....	36	271 670.....	88		
259 763.....	48	259 945.....	36	271 671.....	86		
259 764.....	48	259 946.....	36	271 672.....	85		
259 765.....	49	259 947.....	36	271 673.....	86		
259 766.....	50	259 948.....	36	271 678.....	4		
259 767.....	49	259 949.....	36	271 679.....	4		
259 768.....	49	259 950.....	37	271 680.....	5		
259 769.....	49	259 951.....	37	271 681.....	5		
259 770.....	49	259 952.....	37	271 682.....	5		
259 771.....	50	259 953.....	37	271 683.....	6		
259 772.....	50	259 954.....	37	271 684.....	4		
259 773.....	50	259 955.....	37	271 685.....	4		
259 774.....	50	259 959.....	97	271 686.....	5		
259 776.....	50	259 969.....	23	271 687.....	5		
259 778.....	81	259 970.....	23	271 688.....	5		
259 780.....	80	259 971.....	23	271 689.....	6		
259 780.....	97	259 973.....	45	271 691.....	4		
259 781.....	78	259 974.....	45	271 692.....	4		
259 782.....	79	259 975.....	97	271 701.....	51		
259 783.....	79	259 977.....	98	271 702.....	51		
259 784.....	79	259 996.....	12	271 703.....	51		
259 786.....	80	259 997.....	12	271 704.....	51		
259 786.....	97	259 998.....	12	271 746.....	108		
259 787.....	108	271 106.....	37	271 747.....	108		
259 788.....	108	271 107.....	38	271 758.....	44		
259 789.....	65	271 108.....	107	271 759.....	45		

